



Find the right lamp for your fixture.

Philips Lamp Replacement Guide

**PHILIPS**

Company	Model Name	Applications	Voltage (V)	Wattage (W)	Cap/base	PHILIPS type	ANSI	LIF	Remarks
Abstract	Moonray	Scanner	24	250	GX 5.3	13163/5H & 13163/10H			
Abstract	Moonscan	Scanner	24	250	GX 5.3	13163/5H & 13163/10H			
Abstract	Supermodel 250	Studio	24	250	G 6.35	7748XHP			6958 300h
Abstract	Twin FX	DJ/Club	24	250	G 6.35	6958XHP			
Abstract	Twister 3	DJ/Club	24	250	GX 5.3	13163/5H & 13163 /10H			
Abstract	Twister 2	DJ/Club	12	100	G 6.35	7724			
Abstract	VR-12	Scanner	230	250	GX 9.5	MSD 250			
Abstract	Wildscan	Scanner	24	250	GX 5.3	13163/5H & 13163/10H			
AC Lighting	DayLight PAR	Event	230	575	G22	MSR 575HR			
AC Lighting	Tourspot 250 + Tourwash 250	Event	230	250	GY9.5	MSD 250/2			
AC Lighting	TourWash 575 + Tourspot 575	Event	230	575	GX9.5	MSR 575/2			
AC Lighting	Vision Fresnel V650F	Event	230/240	650	GY9.5	6638P	FRL, FRM	CP/89	
AC Lighting	Vision Fresnel V650F	Event	230/240	650	GY9.5	6823P	GCK/GCT, GCL/GCS	T/26 (T/27)	
AC Lighting	Vision Fresnel V1200F	Event	230/240	1200	GX9.5	6895P	-	CP/90	
AC Lighting	Vision Fresnel V1200F	Event	230/240	1200	GX9.5	6897P	FWS, FWT	T/29	
AC Lighting	Vision Fresnel V2500F	Event	230/240	2500	G22	6894Y	-	CP/91	
AC Lighting	Vision PCV650PC	Event	230/240	650	GY9.5	6638P	FRL, FRM	CP/89	
AC Lighting	Vision PCV650PC	Event	230/240	650	GY9.5	6823P	GCK/GCT, GCL/GCS	T/26 (T/27)	
AC Lighting	Vision PCV1200PC	Event	230/240	1200	GX9.5	6895P	-	CP/90	
AC Lighting	Vision PCV1200PC	Event	230/240	1200	GX9.5	6897P	FWS, FWT	T/29	
AC Lighting	Vision PCV2500PC	Event	230/240	2500	G22	6894Y	-	CP/91	
AC Lighting	Vision Mini 1000H	Event	230/240	1000	GX9.5	6995P	FVA, FVB	CP/70 (CP/24)	
AC Lighting	Vision Mini 1000H	Event	230/240	1000	GX9.5	6996P	FWP, FWR	T/19 (T/11)	
AC Lighting	Vision Zoom Profile V650ZN or ZW	Event	230/240	650	GY9.5	6638P	FRL, FRM	CP/89	
AC Lighting	Vision Zoom Profile V650ZN or ZW	Event	230/240	650	GY9.5	6823P	GCK/GCT, GCL/GCS	T/26 (T/27)	
AC Lighting	Vision Zoom Profile V1200ZN or ZW	Event	230/240	1200	GX9.5	6895P	-	CP/90	
AC Lighting	Vision Zoom Profile V1200ZN or ZW	Event	230/240	1200	GX9.5	6897P	FWS, FWT	T/29	
AC Lighting	Vision Zoom Profile V2500ZN or ZW	Event	230/240	2500	G22	6894Y	-	CP/91	
AC Lighting	Zoom 2500H	Event	230/240	2500	G22	6894Y	-	CP/91	
ADB	ACV & ACP 1000	Studio	230/240	1000	R7s	13989R	EKM	P2/7	
ADB	ACV & ACP 1000	Studio	230/240	1250	R7s	6358R	-	P2/12	
ADB	ACV & ACP 1000	Studio	230/240	625	R7s	7775R/16	-	P2/10	

For lamp ordering codes please check out our e-catalogue on [www.philips.com/lighting/entertainment](http://www.philips.com/lighting/entertainment)

Company	Model Name	Applications	Voltage (V)	Wattage (W)	Cap/base	PHILIPS type	ANSI	LIF	Remarks
ADB	Europe: C101, C103, F101, DW105, DSN105, DN105, DVW105	Spotlight Theater	230	1200	GX9,5	6895P	-	CP/90	
ADB	Europe: C101, C103, F101, DW105, DSN105, DN105, DVW105	Spotlight Theater	230/240	1000	GX9,5	6897P	FWS, FWT	T/29	Long life
ADB	Europe: C101, C103, F101, DW105, DSN105, DN105, DVW105	Spotlight Theater	230	650	GX9,5	6993P	FVC	CP/67 (CP/23)	
ADB	Europe: C201, C203, F201, DS205, DN205, DVW205	Spotlight Theater	230/240	2000	GY16	6994P	FTM	CP/72 (CP/43)	
ADB	Europe: C101, C103, F101, DW105, DSN105, DN105, DVW105	Spotlight Theater	230/240	1000	GX9,5	6996P	FWR, FWR	T/19 (T/11)	Long life
ADB	Europe: C101, C103, F101, DW105, DSN105, DN105, DVW105	Spotlight Theater	230/240	650	GX9,5	6998P	-	T/21 (T/12)	Long life
ADB	Europe: C101, C103, F101, DW105, DSN105, DN105, DVW105	Spotlight Theater	230/240	1000	GX9,5	6995P	FVA	CP/70 (CP/24)	
ADB	Eurospot F51, C51, DS51, DS54, DW54	Spotlight Theater	230/240	300	GY9,5	6872P	FSL, FSK	CP/81	
ADB	Eurospot F51, C51, DS51, DS54, DW54	Spotlight Theater	230/240	500	GY9,5	6873P	FRH, FRJ	CP/82	
ADB	Eurospot F51, C51, DS51, DS54, DW54, Serie [a]A[a]: A 56 C, A 57 F, A 58 D, A 59 Z	Spotlight Theater	230/240	300	GY9,5	6874P	-	M/38	Long life
ADB	Eurospot F51, C51, DS51, DS54, DW54, Serie [a]A[a]: A 56 C, A 57 F, A 58 D, A 59 Z	Spotlight Theater	230/240	500	GY9,5	6877P	-	M/40	Long life
ADB	LF & HF1000	Studio	230/240	1000	R7s	13989R	EKM	P2/7	
ADB	LF & HF1000	Studio	230/240	1250	R7s	6358R	-	P2/12	
ADB	LF & HF1000	Studio	230/240	625	R7s	7775R/16	-	P2/10	
ADB	Minou 5	Studio/TV	230/240	5000	G38	6963Z	-	CP/85 (CP/29)	
ADB	RA 2502, RAP 2502, RAP 5001	Studio	230/240	1000	R7s	13989R	EKM	P2/7	
ADB	RA 2502, RAP 2502, RAP 5001	Studio	230/240	1250	R7s	6358R	-	P2/12	
ADB	Serie [a]A[a]: A 56 C, A 57 F, A 58 D, A 59 Z	Spotlight Theater	120/230/240	650	GY 9.5	6638P	FRK, FRL, FRM	CP/89	
ADB	Serie [a]A[a]: A 56 C, A 57 F, A 58 D, A 59 Z	Spotlight Theater	230/240	500	GY 9.5	6820 P	GCV/GVH, GCW/GCJ	T/25 (T/18)	Long life
ADB	Serie [a]A[a]: A 56 C, A 57 F, A 58 D, A 59 Z	Spotlight Theater	230/240	650	GY 9.5	6823P	GCK/GCT, GCL/GCS	T/27 (T/26)	Long life

For lamp ordering codes please check out our e-catalogue on [www.philips.com/lighting/entertainment](http://www.philips.com/lighting/entertainment)

Company	Model Name	Applications	Voltage (V)	Wattage (W)	Cap/base	PHILIPS type	ANSI	LIF	Remarks
ADB	5000W SH50 & SP50 CH50 & CP50	Theater	230/240	5000	G38	6963Z	-	CP/85 (CP/29)	
ADB	WARP	Theater	230/240	800	G9,5	6982P	-	-	
ADB	1000W SHF10 & SPF10	Studio/TV	120/230/240	1000	G 22	6995 Z	EGT,FKJ	CP/71 (CP/40)	
ADB	2000W SH20 & SP20 CH20 & CP20	Studio/TV	230/240	2000	GY16	6994P	FTM	CP/72 (CP/43)	
ADB	2000W SHF20 & SPF20	Studio/TV	120/230/240	2000	G38	6994Z	CYX,FKK,FKP	CP/41 (CP/73)	
ADB	1000W SH10 & SP10	Studio/TV	230/240	1000	GX9,5	6995P	FVA	CP/70 (CP/24)	
ADB	Warp	Studio		250	GZY9,5	Ceramic ST 250 HR			
ADLITE	Intellite	Studio	230	700	G 22	MSR 700 /2			
Altman	CDM-TV 70	Studio/TV	230	70	G 12	CDM-T 70W / 830			
Altman	CDM-TV 150	Studio/TV	230	150	G 12	CDM-T 150 W / 830			
Altman	CDMTV 250	Event, Studio/TV, Theater	230	250	GZY9,5	Ceramic ST 250			
Altman	Master Par CDM	Studio	230	70	G 12	CDM-T 70 W			
Altman	Outdoor CDM Die Cast	Studio	230	70/150	G 12	CDM-T 70 W / 150 W			
Altman	Outdoor 600	Stage, Studio, film	230/240	600	G9,5	6986P,6991P	GKV, GLB	-	
Altman	Outdoor 600	Stage, Studio, film	115	575	G9,5	6989P,6992P	GLC, GLA	-	
Altman	ProLine 300L	Studio/TV	230/240	300	GY9,5	6872P	FSK, FSL	CP/81	
Altman	ProLine 650L	Studio/TV	230/240	300	GY9,5	6872P	FSK, FSL	CP/81	
Altman	ProLine 650L	Studio/TV	120/230/240	650	GY9,5	6638P	FRK, FRL, FRM	CP/89	
Altman	ProLine 1000L & 1000S	Studio/TV	120	750	G22	6827Z	EGR	-	
Altman	ProLine 1000L & 1000S	Studio/TV	120	1000	G22	6995 Z	EGT,FKJ	CP/71 (CP/40)	
Altman	ProLine 2000L & 2000S	Studio/TV	120/230/240	2000	G38	6994Z	CYX,FKK,FKP	CP/41 (CP/73)	
Altman	ProLine 2000L & 2000S	Studio/TV	120	1000	G38	6995Y	CYV	-	
Altman	ProLine 5000L & 5000S	Studio/TV	230/240	5000	G38	6963Z	-	CP/85 (CP/29)	
Altman	Shakespeare	Studio	115	575	G 9,5	6985 P	FLK	-	
Altman	Star PAR	Stage, Studio, film	230/240	600	G9,5	6986P,6991P	GKV, GLB	-	
Altman	Star PAR	Stage, Studio, film	115	575	G9,5	6989P,6992P	GLC, GLA	-	
Altman	The Master Ellipse	Studio	230	150	G 12	CDM-SA / T 150W			
Altman	1000W Ground Cyc	Theater	120	1000	R7S	7786R	FCM	P2/20	
Altman	1000W Ground Cyc	Theater	120	1000	R7S	7786R/16	FHM	P2/29	
Altman	IkI	Studio	120	500	G9,5	./.	EHD		
		Studio	120	750	G9,5	./.	EHG		

For lamp ordering codes please check out our e-catalogue on [www.philips.com/lighting/entertainment](http://www.philips.com/lighting/entertainment)

Company	Model Name	Applications	Voltage (V)	Wattage (W)	Cap/base	PHILIPS type	ANSI	LIF	Remarks
		Studio	120	1000	G9.5	6983P	FEL		
Altman	3,5	Studio	120	500	G9.5	./.	EHD		
Altman	360Q (Old style reflector)	Studio	120	500	G9.5	./.	EHD		
		Studio	120	750	G9.5	./.	EHG		
		Studio	115	575	G9.5	6858P	FLK/HX 600		
Altman	360Q (Super reflector)	Studio	115	575	G9.5	6989P, 6992P	GLC, GLA		
Altman	4,5	Studio	120	500	G9.5	./.	EHD		
		Studio	120	750	G9.5	./.	EHG		
Altman	6[a] Ellipsoidal	Studio	115	575	G 9.5	6985P	FLK	-	
American DJ	Accu Spot 250	Event	230	250	GY9.5	MSD 250			
American DJ	Elation Active Wave/Scan	Event	230	250	GY9.5	MSD250			
American DJ	Elation Color Spot & Wash 250	Event	230	200/250	GY9.5	MSD200/2 & MSD 250 & MSD 250/2			
American DJ	Elation Color Spot & Wash 575	Event	230	575	GX9.5	MSD 575 & MSR 575/2			
American DJ	Elation Barreltech-II/SC	Event	230	150	G12	CDM-SA/T 150W/942			
American DJ	Elation Joy 150	Event	230	150	G12	CDM-SA/T 150W/942			
American DJ	Elation Mini Patend	Event	230	150	G12	CDM-SA/T 150W/942			
American DJ	Elation Patend Light 1200	Event	230	1200	SFc 10-4	MSR 1200 SA/DE			
American DJ	Elation PowerSpot/Wash 250	Event	230	250	GY9.5	MSD250			
American DJ	Elation Pro Color	Event	230	150	G12	CDM-SA/T 150W/942			
American DJ	Elation Synchrotech-II/SC	Event	230	150	G12	CDM-SA/T 150W/942			
American DJ	Elation Vision 575	Event	230	575	SFc 10-4	MSI 575			
American DJ	Elation Waterfall	Event	230	150	G12	CDM-SA/T 150W/942			
American DJ	Elation Waterfall 250	Event	230	250	GY9.5	MSD 250			
American DJ	Elation X-Calibur/SC	Event	230	150	G12	CDM-SA/T 150W/942			
American DJ	Elation 300 Spot	Event		300	PGJX28	MSR Gold 300/2 FastFit			NEW
American DJ	Elation 1400 Spot	Event		1200	PGJX50	MSR Gold 1200 FastFit			NEW
American DJ	Elation 300 Wash	Event		300	PGJX28	MSR Gold 300/2 FastFit			NEW
American DJ	Elation 1400 Wash	Event		1200	PGJX50	MSR Gold 1200 FastFit			NEW
ARRI	Apollo Daylight 575 W 8531	Studio	230	575	SFc 10-4	MSI 575			
ARRI	Apollo Daylight 1,2 Kw 8532	Studio	230	1200	SFc 15,5-6	MSI 1200			
ARRI	Apollo Daylight 2,5 Kw 8533	Studio	230	2500	SFa 21-12	MSI 2500			

For lamp ordering codes please check out our e-catalogue on [www.philips.com/lighting/entertainment](http://www.philips.com/lighting/entertainment)

Company	Model Name	Applications	Voltage (V)	Wattage (W)	Cap/base	PHILIPS type	ANSI	LIF	Remarks
ARRI	Apollo Daylight 4 Kw 8534	Studio	380	4000	SFa 21-12	MSI 4000			
ARRI	Apollo Daylight 6 kw 8535	Studio	230	6000	S 25,5 X 60	MSI 6000			
ARRI	Apollo Daylight 8522	Studio	230	1200	SFc 15,5-6	MSI 1200			
ARRI	Apollo Daylight 8523	Studio	230	2500	SFa 21-12	MSI 2500			
ARRI	Apollo 2kW	Studio	230/240	2000	GY 16	6994 P	FTM	CP/72 (CP/43)	
ARRI	Apollo 2kW	Studio	120/230/240	2000	G38	6994Z	CYX, FKK, FKP	CP/41 (CP/73)	
ARRI	Apollo 5kW	Studio	230/240	5000	G38	6963Z	-	CP/85 (CP/29)	
ARRI	ARRI Beam 200	Studio	230	200	GZY 9,5	MSR 200 HR			
ARRI	ARRI Beam 575	Studio	230	575	G 22	MSR 575 HR			
ARRI	ARRI Daylight Compact 125	Studio/TV, Film	80	125	GZX9,5	MSR 125 HR			
ARRI	ARRI Daylight Compact 200	Studio/TV, Film	70	200	GZY9,5	MSR 200 HR			
ARRI	ARRI Daylight Compact 575	Studio/TV, Film	95	575	SFc10	MSI 575/DE			
ARRI	ARRI Daylight Compact 1.2 kW	Studio/TV, Film	100	1200	G38	MSR 1200 HR			
ARRI	ARRI Daylight Compact 2.5 kW	Studio/TV, Film	115	2500	G38	MSR 2500 HR			
ARRI	ARRI Daylight Compact 4 kW	Studio/TV, Film	200	4000	G38	MSR 4000 HR			
ARRI	ARRI Daylight Compact 6 kW	Studio/TV, Film	125	6000	GY38	MSR 6000 HR			
ARRI	ARRI Daylight Compact 12 kW	Studio/TV, Film	160	12000	GY38	MSR 12000 HR			
ARRI	ARRI Daylight 575	Studio	230	575	G 22	MSR 575 HR			
ARRI	ARRI Daylight 1200 SE	Studio	230	1200	G 38	MSR 1200 HR			
ARRI	ARRI Daylight 2500 SE	Studio	230	2500	G 38	MSR 2500 HR			
ARRI	ARRI Daylight 18/12 kW	Studio/TV, Film	225	18000	S30	MSI 18000/DE			
ARRI	ARRI Junior 150	Studio	230	150	GX6,35	7003	-	-	Long life
ARRI	ARRI Junior 150	Fresnel spotlight	230/240	150	GX6,35	VL 150	-	-	
ARRI	ARRI Junior 300 Plus	Studio	230/240	300	GY9,5	6872P	FSL, FSK	CP/81	
ARRI	ARRI Junior 650 Plus	Studio	120/230/240	650	GY9,5	6638P	FRK, FRL, FRM	CP/89	
ARRI	ARRI Junior 1000 Plus	Studio	120/230/240	1000	G 22	6995 Z	EGT, FKJ	CP/71 (CP/40)	
ARRI	ARRI Junior 2000	Studio	120/230/240	2000	G38	6994Z	CYX, FKK, FKP	CP/41 (CP/73)	
ARRI	ARRI Junior 5000	Studio	230/240	5000	G38	6963Z	-	CP/85 (CP/29)	
ARRI	ARRI lite 650	OHP	120/230	650	R7S	6365R	FAD	P2/6	
ARRI	ARRI lite 800	Studio	230/240	800	R7S	13162R	DXX	P2/13	
ARRI	ARRILUX 125 Pocket Par	Studio/TV, Film	80	125	GZX9,5	MSR 125 HR			
ARRI	ARRILUX 200 Pocket Par	Studio/TV, Film	70	200	GZY9,5	MSR 200 HR			

For lamp ordering codes please check out our e-catalogue on [www.philips.com/lighting/entertainment](http://www.philips.com/lighting/entertainment)

Company	Model Name	Applications	Voltage (V)	Wattage (W)	Cap/base	PHILIPS type	ANSI	LIF	Remarks
ARRI	ARRILUX 400 Pocket Par	Studio/TV, Film	70	400	GZZ9.5	MSR 400 HR			
ARRI	ARRIMAX 12/18	Studio/TV, Film		18000	GX51	MSR 18000 HR			NEW
ARRI	ARRI Miniflood-Light, ARRI Minicyc-Light	Studio / location	120/230/240	1000	R7s	7786R	FCM	P2/20	
ARRI	ARRI Studio 1000	Studio/TV, Film	230	1000	G22	CP/40 FKJ 1000 W			
ARRI	ARRI Studio 1000, ARRI Studio 1000 Theatre	Studio	120/230/240	1000	G 22	6995 Z	EGT, FKJ	CP/71 (CP/40)	
ARRI	ARRI Studio 2000, ARRI Studio 2000 Theatre	Studio	120/230/240	2000	G38	6994Z	CYX, FKK, FKP	CP/41 (CP/73)	
ARRI	ARRI Studio 5000, ARRI Studio 5000 Theatre	Studio	230/240	5000	G38	6963Z	-	CP/85 (CP/29)	
ARRI	ARRISOFT 1000, ARRISOFT 2000	Studio / location	230/240	1000	R 7s	13989 R	EKM	P2/7	
ARRI	ARRI Softlight 2250, ARRI Softlight 5000	Studio / location	230/240	1250	R7s	6358R	-	P2/12	
ARRI	ARRISUN 2	Studio/TV, Film	70	200	GZY9.5	MSR 200 HR			
ARRI	ARRISUN 5	Studio/TV, Film	95	575	SFc10	MSI 575/DE			
ARRI	ARRISUN 12	Studio/TV, Film	100	1200	G38	MSR 1200 HR			
ARRI	ARRISUN 40/25	Studio/TV, Film	115	4000/2500	G38	MSR 2500/4000 HR			
ARRI	ARRISUN 60	Studio/TV, Film	125	6000	GY38	MSR 6000 HR			
ARRI	ARRISUN 120	Studio/TV, Film	160	12000	GY38	MSR 12000 HR			
ARRI	ARRI X 2	Studio/TV, Film	70	200	GZY9.5	MSR 200 HR			
ARRI	ARRI X 5	Studio/TV, Film	95	575	SFc10	MSI 575/DE			
ARRI	ARRI X 12	Studio/TV, Film	100	1200	G38	MSR 1200 HR			
ARRI	ARRI X 40/25	Studio/TV, Film	115	4000/2500	G38	MSR 2500/4000 HR			
ARRI	ARRI X 60	Studio/TV, Film	125	6000	GY38	MSR 6000 HR			
ARRI	Baby Daylight 852 I	Studio	230	575	SFc 10-4	MSI 575			
ARRI	Baby - Spot	Studio	230	650	GX 9,5	6993 P	FVC	CP/67 (CP/23)	
ARRI	Baby - Spot	Studio	230	650	G 22	6993 Z	FKH	CP/68 (CP/39)	
ARRI	Baby - Spot	Studio	230/240	1000	GX 9,5	6995 P	FVA	CP/70 (CP/24)	
ARRI	Cyclone	DJ/Club	24	250	GX 5.3	13163/5H & 13163/10H			
ARRI	Followspot 8652	Studio/location	230	2500	SFa 21-12	MSI 2500			
ARRI	Liliput	Studio	24	150	G 6,35	7158XHP			
ARRI	Report 5157	Studio/location	230	575	SFc 10-4	MSI 575			
ARRI	Report 8512	Studio/location	230	575	SFc 10-4	MSI 575			

For lamp ordering codes please check out our e-catalogue on [www.philips.com/lighting/entertainment](http://www.philips.com/lighting/entertainment)

Company	Model Name	Applications	Voltage (V)	Wattage (W)	Cap/base	PHILIPS type	ANSI	LIF	Remarks
ARRI	Report 8513	Studio/location	230	1200	SFc 15,5-6	MSI 1200			
ARRI	Studio Ceramic 250	Studio		250	GZY9.5	Ceramic ST 250 HR			
ARRI	X Ceramic 250	Studio		250	GZY9.5	Ceramic ST 250 HR			
Auer Mathias	Halogen Aufheller I Kw	Studio/TV, Film	230/240	1000	R 7s	I3989 R	EKM	P2/7	
Cameleon	Lyre 2500	Studio/TV, Film	230	2500	G38	MSR 2500 HR			
CCT Lighting	Asymmetric / Symm. Floodlight	Studio/TV, Film	120/230/240	1000	R 7s	1000 T 3 Q / CL	-	-	
CCT Lighting	Asymmetric / Symm. Floodlight	Studio/TV, Film	230/240	1000	R 7s	I3989 R	EKM	P2/7	
CCT Lighting	Freedom Fresnel	Studio/TV, Film	230/240	800	G 9.5	6982P	-	-	
CCT Lighting	Freedom Fresnel	Studio/TV, Film	115/230/240	575, 600	G 9.5	6989P, 6986P	GLC, GKV	-	
CCT Lighting	Minuette Floodlight	Studio/TV, Film	230	200	R 7s	200 T 3 Q / CL	-	-	
CCT Lighting	Minuette Floodlight	Studio/TV, Film	230	300	R 7s	300 T 3 Q/CL/P	-	-	
CCT Lighting	Minuette Floodlight	Studio/TV, Film	230	500	R 7s	500 T 3 Q / CL	-	-	
CCT Lighting	Minuette M 500	Studio/TV, Film	230/240	500	GY 9.5	6820 P	GCV/GVH, GCW/GCJ	T/25 (T/18)	Long life
CCT Lighting	Minuette M 650	Studio/TV, Film	230/240	650	GY 9.5	6823P	GCK/GCT, GCL/GCS	T/27 (T/26)	Long life
CCT Lighting	Silhouette 90 , Z 00 AW, Z 00 AX, Z 00 AV / 9	Studio/TV, Film	230/240	1000	GX9,5	6897P	FWS, FWT	T/29	Long life
CCT Lighting	Silhouette 90 und 1000, Z 00 FW, Z 00 FX, Z 00 FV / 9	Studio/TV, Film	230	650	GX 9,5	6993 P	FVC	CP/67 (CP/23)	
CCT Lighting	Silhouette 90 , Z 00 AW, Z 00 AX, Z 00 AV / 9	Studio/TV, Film	230/240	1000	GX 9,5	6995 P	FVA	CP/70 (CP/24)	
CCT Lighting	Silhouette 90 , Z 00 AW, Z 00 AX, Z 00 AV / 9	Studio/TV, Film	230/240	1000	GX9,5	6996P	FWP, FWR	T/19 (T/11)	Long life
CCT Lighting	Silhouette 1000	Studio/TV, Film	230	650	GX 9,5	6993 P	FVC	CP/67 (CP/23)	
CCT Lighting	Silhouette 1000	Studio/TV, Film	230/240	1000	GX 9,5	6995 P	FVA	CP/70 (CP/24)	
CCT Lighting	Starlette 1000	Studio/TV, Film	230/240	1000	GX9,5	6996P	FWP, FWR	T/19 (T/11)	Long life
CCT Lighting	Starlette 1200	Studio/TV, Film	230/240	1000	GX9,5	6897P	FWS, FWT	T/29	Long life
Century Lighting	2343-2344	Studio/TV, Film					EHD, EHG, FEL		
Cinemobil	Mini - Spectra 575	Studio/TV, Film	230	1200	SFc 15.5-6	MSI 1200			
Cinemobil	Titan 2500	Studio/TV, Film	230	575	SFc 10-4	MSI 575			
Cinemobil	Titan 4000	Studio/TV, Film	230	575	SFc 10-4	MSI 575			
Cinepower	Sunny 250 ST	Studio		250	GZY9.5	Ceramic ST 250 HR			
Clay Paky	ALPHA SPOT 300	Event	96	300	PGJX28	MSR Gold 300/2 FastFit			NEW

For lamp ordering codes please check out our e-catalogue on [www.philips.com/lighting/entertainment](http://www.philips.com/lighting/entertainment)

Company	Model Name	Applications	Voltage (V)	Wattage (W)	Cap/base	PHILIPS type	ANSI	LIF	Remarks
Clay Paky	ALPHA SPOT HPE 300	Event	96	300	PGJX28	MSR Gold 300/2 FastFit			NEW
Clay Paky	Alpha Spot & Alpha Spot HPE	Event	230	575	SFc 10-4	MSI 575/GS			
Clay Paky	Alpha Wash	Event	230	575	GX9.5	MSR 575/2			
Clay Paky	ALPHA WASH 300	Event	96	300	PGJX28	MSR Gold 300/2 FastFit			NEW
Clay Paky	ALPHA WASH HALO	Studio, Stage, Theater	1200	80	G22	Hi-Brite 1200 7009Z			NEW
Clay Paky	Astrodisco 2 / 90	DJ/Club	24	150	G 6,35	7158XHP			
Clay Paky	Astrodisco 3	DJ/Club	24	150	G 6,35	7158XHP			
Clay Paky	Astroraggi Halogen	DJ/Club	24	150	G 6,35	7158XHP			
Clay Paky	Astroraggi Twin	DJ/Club	24	150	G 6,35	7158XHP			
Clay Paky	Astrosfera	DJ/Club	24	150	G 6,35	7158XHP			
Clay Paky	Astrosfider	DJ/Club	24	150	G 6,35	7158XHP			
Clay Paky	Astrosfider	DJ/Club	24	150	G 6,35	7158XHP			
Clay Paky	Colour Wave 300	Architectural, Theater	230	300		HTI/HMD 300			
Clay Paky	CP Color 150	Studio, Theater, Architectural	230	150	G12	CDM-SA/T 150W/942			
Clay Paky	CP Color 150-Extern	Architectural	230	150	G12	CDM-SA/T 150W/942			
Clay Paky	CP Color 250	Studio, Theater, Architectural	230	250	GY9.5	MSD 250			
Clay Paky	CP Color 400	Studio, Theater, Architectural	230	400	GX9.5	MSR 400			
Clay Paky	Emerald	DJ/Club	36	400	G 6,35	7787XHP			7787 LL 300h
Clay Paky	Golden Colour 1200	Event	230	1200	SFc 10-4	MSR 1200 SA/DE			
Clay Paky	Golden Spot 1200	Event	230	1200	SFc 10-4	MSR 1200 SA/DE			
Clay Paky	Marte	DJ/Club	36	400	G 6,35	7787XHP			7787 LL 300h
Clay Paky	Rain Spot 575	Dynamic architectural	230	575	GX9.5	MSR 575 & MSD 575			
Clay Paky	Sapphire	DJ/Club	36	400	G 6,35	7787XHP			7787 LL 300h
Clay Paky	Saturno	DJ/Club	36	400	G 6,35	7787XHP			7787 LL 300h
Clay Paky	Silver scan	Scanner	36	400	G 6,35	7787XHP			7787 LL 300h
Clay Paky	Silverado	Scanner	24	250	G 6,35	7748XHP			6958 300h
Clay Paky	s.i.p.300	Projector	230/240	300	GY9.5	6874P	-	M/38	Long life
Clay Paky	Stage color 1000	Moving head	115/120/ 230/240	1000	GY 9.5	6995 I/BP	GAC, GAB, GAD	-	


For lamp ordering codes please check out our e-catalogue on [www.philips.com/lighting/entertainment](http://www.philips.com/lighting/entertainment)

Company	Model Name	Applications	Voltage (V)	Wattage (W)	Cap/base	PHILIPS type	ANSI	LIF	Remarks
Clay Paky	Stage Color I200SV	Event, Studio/TV, Theater	230	1200	SFc 10-4	MSR I200 SA/DE			
Clay Paky	Stage Profile I200SV	Event, Studio/TV, Theater	230	1200	SFc 10-4	MSR I200 SA/DE			
Clay Paky	Stage Profile Plus SV	Event, Studio/TV, Theater	230	1200	SFc 10-4	MSR I200 SA/DE			
Clay Paky	Stage Zoom I200SV	Event, Studio/TV, Theater	230	1200	SFc 10-4	MSR I200 SA/DE			
Clay Paky	Tiger LW	DJ/Club	36	400	G 6,35	7787XHP			7787 LL 300h
Clay Paky	VIP 150	Indoor Architectural / Advertising	230	150	G12	CDM-SA/T 150W/942			
Clay Paky	VIP250	Projector	24	250	G 6,35	7748XHP			6958 300h
Clay Paky	VIP 300	Indoor Architectural / Advertising	230	300		HTI/HMD 300			
Clay Paky	VIP 1200	Indoor Architectural / Advertising	230	1200	SFc 10-4	MSR I200 SA/DE			
Coef	Alfa 575	DJ/Club	230	575	SFc 10-4	MSI 575			
Coef	Astro 575	DJ/Club	230	575	SFc 10-4	MSI 575			
Coef	Beta 575	DJ/Club	230	575	SFc 10-4	MSI 575			
Coef	Color top 200	Color changer	230	200	GY 9.5	MSD 200 / 2			
Coef	Colordisco msd 200	Color changer	230	200	GY 9.5	MSD 200 / 2			
Coef	Colorshow msd 200	Color changer	230	200	GX 9.5	MSD 200 / 2			
Coef	Colordisco msd 250	Color changer	230	250	GY 9.5	MSD 250 / 2			
Coef	Colour fresnel 250	Color changer	230	250	GX 9.5	MSD 250 / 2			
Coef	Delta 400	DJ/Club	230	400	GX 9.5	MSR 400			
Coef	Eli 400	DJ/Club	230	400	GX 9.5	MSR 400			
Coef	Eliscan 400	Scanner	230	400	GY 9.5	MSR 400			
Coef	Gamma 400	DJ/Club	230	400	GY 9.5	MSR 400			
Coef	Mp 250 fresnel	Moving head	230	250	GY 9.5	MSD 250 / 2			
Coef	Mp 250 optic	Moving head	230	250	GY 9.5	MSD 250 / 2			
Coef	Mp 700 wash	Moving head	230	700	GY 9.5	MSR 700 SA			
Coef	Mp 700 zoom	Moving head	230	700	GY 9.5	MSR 700 SA			

For lamp ordering codes please check out our e-catalogue on [www.philips.com/lighting/entertainment](http://www.philips.com/lighting/entertainment)

Company	Model Name	Applications	Voltage (V)	Wattage (W)	Cap/base	PHILIPS type	ANSI	LIF	Remarks
Coef	Performance I 575	Scanner	230	575	SFc 10-4	MSI 575			
Coef	performance II 575	Scanner	230	575	SFc 10-4	MSI 575			
Coef	Performance III 575	Scanner	230	575	SFc 10-4	MSI 575			
Coef	Performance IV 575	Scanner	230	575	SFc 10-4	MSI 575			
Coef	Performance I 1200	Scanner	230	1200	SFc 10-4	MSI 1200			
Coef	Performance II 1200	Scanner	230	1200	SFc 10-4	MSI 1200			
Coef	Performance III 1200	Scanner	230	1200	SFc 10-4	MSI 1200			
Coef	Performance IV 1200	Scanner	230	1200	SFc 10-4	MSI 1200			
Coef	Performance 200 disco	Scanner	230	200	GY 9.5	MSD 200 / 2			
Coef	Performance 250 disco	Scanner	230	250	GY 9.5	MSD 250 / 2			
Coef	Performance 1200 disco	Scanner	230	1200	SFc 10-4	MSI 1200			
Coef	Performance 200 show	Scanner	230	200	GY 9.5	MSD 200 / 2			
Coef	Performance 250 show	Scanner	230	250	GY 9.5	MSD 250 / 2			
Coef	Plus 2 575	Scanner	230	575	SFc 10-4	MSI 575			
Coef	Sirio 150	Moving head	230	150	G12	CDM-SA/T 150W / 942			
Coef	Sirio 1800	Moving head	230	1800	SFc 20-6	MHD 1800			
Coef	Tunnel 575	Tunnel effect	230	575	G12	MSI 575			
Coef	XP 1200	Event		1200	PGJX50	MSR Gold 1200 FastFit			NEW
Coemar	Astuto 400	DJ/Club	230	400	GX 9,5	MSR 400			
Coemar	Astuto 700	DJ/Club	230	700	G 22	MSR 700 /2			
Coemar	Astuto 1200	DJ/Club	230	1200	G 22	MSR 1200			
Coemar	Baby GH	Baby	230/240	500	GY9,5	6873P	FRH, FRJ	CP/82	
Coemar	Baby GH	Baby	230/240	500	GY9,5	6877P	-	M/40	Long life
Coemar	Baby NR	Baby	230/240	300	GY9,5	6874P	-	M/38	
Coemar	Baby NR	Baby	230/240	300	GY9,5	6872P	FSL, FSK	CP/81	
Coemar	Bello 1200	DJ/Club	230	1200	G 22	MSR 1200			
Coemar	Bomber	Outdoor	230	2500	G 38	MSR 2500 HR			
Coemar	Brio 400	DJ/Club	230	400	GX 9,5	MSR 400			
Coemar	Cf 7 hard edge	Moving head	230	700	GY 9.5	MSR 700 SA			
Coemar	Cf 7 wash	Moving head	230	700	GY 9.5	MSR 700 SA			
Coemar	Cf 400 hard edge	Moving head	230	400	GY 9.5	MSR 400 SA			
Coemar	Cf 1200 he	Moving head	230	1200	GY 22	MSR 1200 SA			

For lamp ordering codes please check out our e-catalogue on [www.philips.com/lighting/entertainment](http://www.philips.com/lighting/entertainment)



DJ/Club Lighting:

“Simplicity is a range of lamps for every event.”

**PHILIPS**

Company	Model Name	Applications	Voltage (V)	Wattage (W)	Cap/base	PHILIPS type	ANSI	LIF	Remarks
Coemar	Cf 1200 he x	Moving head	230	1800	GY 22	MSR 1800 SA			
Coemar	Color cyc	Color changer	230	250	GY 9.5	MSD 250			
Coemar	Coval 700	DJ/Club	230	700	G 22	MSR 700 /2			
Coemar	Coval 1200	DJ/Club	230	1200	G 22	MSR 1200			
Coemar	Fiera 575	Indoor Architectural / Advertising	230	575	GX9.5	MSR 575/2 & MSD 575			
Coemar	Fiera 1200	Indoor Architectural / Advertising	230	1200	G22	MSR 1200 & MSR 1200/2 & MSD 1200			
Coemar	Forte 400	Projector	230	400	GX 9,5	MSR 400			
Coemar	Inciso 9-15 or 19-32 or 12-22	Theater	230/240	2000	GY 16	6994P	FTM	CP/72 (CP/43)	
Coemar	i-cyc 250	Projector	230	250	GY 9.5	MSD 250 / 2			
Coemar	Infinity Wash XL	Event		1200	PGJX50	MSR Gold 1200 FastFit			NEW
Coemar	i-spot 150	Moving head	230	150	G 12	CDM-SA/T 150W / 942			
Coemar	i-spot 250	Moving head	230	250	GY 9.5	MSD 250 / 2			
Coemar	i-spot 575	Moving head	230	575	GX 9.5	MSR 575 / 2 & MSD 575			
Coemar	i Spot 1200	Moving head	230	1200	SFc 10-6	MSR 1200 SA/DE			
Coemar	i Wash Halo	Studio	100	750W	GX 9,5	TXO	7015TXO		
Coemar	i Wash/Spot/Profile FLEX	Event	230	1800	GY22	MSR 2000SA			
Coemar	Jupiter 700	DJ/Club	230	700	G 22	MSR 700 /2			CP 61
Coemar	Jupiter 1200	DJ/Club	230	1200	G 22	MSR 1200			CP 60
Coemar	Microscan 1000 al	Scanner	230/240	1000	GX 9,5	6995 P	FVA	CP/70 (CP/24)	
Coemar	microscan III	Scanner	230	575	GX 9.5	MSR 575 / 2			
Coemar	Nat nm zoom	Scanner	230	1200	SFc 15.5-6	MSI 1200			
Coemar	Nat pc 1200	Scanner	230	1200	SFc 15.5-6	MSI 1200			
Coemar	Nat pro color	Scanner	230	1200	SFc 15.5-6	MSI 1200			
Coemar	Nat 1200 nm dx	Scanner	230	1200	SFc 15.5-6	MSI 1200			
Coemar	Nat 1200 nm zoom	Scanner	230	1200	SFc 15.5-6	MSI 1200			
Coemar	Nat 1200 tm	Scanner	230	1200	SFc 15.5-6	MSI 1200			
Coemar	Nat 1200 tm dx	Scanner	230	1200	SFc 15.5-6	MSI 1200			
Coemar	Onda	Color changer	230	2 x 1200	G 22	2 X MSD 1200			
Coemar	Panorama Beam	Architectural	230	1200	G 22	MSD 1200			
Coemar	Panorama cyc 2.4	Architectural	230	1200	G 22	MSD 1200			

For lamp ordering codes please check out our e-catalogue on [www.philips.com/lighting/entertainment](http://www.philips.com/lighting/entertainment)

Company	Model Name	Applications	Voltage (V)	Wattage (W)	Cap/base	PHILIPS type	ANSI	LIF	Remarks
Coemar	Panorama Cyc 250	Architectural	230	250	GY 9,5	MSD 250			
Coemar	Panorama Cyc 575	Architectural	230	575	GX 9,5	MSR / MSD 575			
Coemar	Pilota	Moving head	230	1200	GY 22	MSR 1200 SA			
Coemar	Piovra 700	DJ/Club	230	700	G 22	MSR 700 /2			
Coemar	PML Zoom	Studio	230	1200	SFc 10-4	MSI 1200 W			
Coemar	Profilo 15-28 or 22-40	Theater	230/240	1200	GX9,5	6897P	FWS, FWT	T/29	
Coemar	Profilo 15-28 or 22-40	Theater	230/240	1000	GX9,5	6996 P	FWR,FWR	T/19 (T/11)	
Coemar	Pro Spot 150	Moving head	230	150	G12	CDM-SA/T 150W / 942			
Coemar	Pro Spot 250	Moving head	230	250	GY 9,5	MSD 250 / 2			
Coemar	Pro Spot 575	Moving head	230	575	GX 9,5	MSD 575			
Coemar	Pro Wash	Studio	230	200	GY 9,5	MSD 200/250			
Coemar	Pro Wash 575	Moving head	230	575	GX 9,5	MSD 575			
Coemar	Segno 2000 PC or Fresnel	Theater	230/240	2000	GY16	6994P	FTM	CP/72 (CP/43)	
Coemar	Sequenza 500 S or A	Theater	230	500	R7S	PF821R			
Coemar	Sequenza 1000 S or A	Theater	230	1000	R7S	13989R	EKM	P2/7	
Coemar	Sequenza 1000 S or A	Theater	230	1000	R7S	6358R	-	P2/12	
Coemar	Showcolor 1200 EB	Moving head	80	1200	G 22	80V 1200W	CPI 10		
Coemar	Showcolor 1200 EB	Moving head	230	1200	SFc 10-6	MSR 1200 SA/DE			
Coemar	Spot 650	Spotlight	230/240	650	GX9,5	6998P	-	T/21 (T/12)	Long life
Coemar	Spot 650	Spot	230	650	G 22	6993 Z	FKH	CP/68 (CP/39)	
Coemar	Spot 1000	Spotlight	120/230/240	1000	G 22	6995 Z	EGT,FKJ	CP/71 (CP/40)	
Coemar	Spot 1000	Spotlight	230	1000	GX 9,5	6996 P	FWR,FWR	T/19 (T/11)	
Coemar	Super cyc	Moving head	230	1200	G 22	2x MSD / MSR 1200			
Coemar	Testa 575	Moving head	230	575	G 22	MSR 575 HR			
Coemar	Testa 700	Moving head	230	700	G 22	MSR 700 /2			
Coemar	Testa 1200	Moving head	230	1200	G 22	MSR 1200			
Coemar	Testa 2000 MK2	Followspot	230/240	2000	GY 16	6994 P	FTM	CP/72 (CP/43)	
Coemar	Tocco 1000 PC or Fresnel	Theater	230/240	1200	GX9,5	6897P	FWS, FWT	T/29	
Coemar	Tocco 1000 PC or Fresnel	Theater	230/240	1000	GX9,5	6996 P	FWR,FWR	T/19 (T/11)	
Coemar	TX 360 B	Studio	230	575	GX 9,5	MSR 575 / 2			
Coemar	Venus M4	DJ/Club	230	400	GX 9,5	MSR 400			

For lamp ordering codes please check out our e-catalogue on [www.philips.com/lighting/entertainment](http://www.philips.com/lighting/entertainment)

Company	Model Name	Applications	Voltage (V)	Wattage (W)	Cap/base	PHILIPS type	ANSI	LIF	Remarks
ColorTran	Zoom Ellipse	Studio	220/230/ 230/241	575	G9.5, G9.5	6986P, 6989P, 6991P 6992P	GKV, GLB	-	
ColorTran	Zoom Ellipse	Studio	120/231	1000	G9.5, G9.5+F451	6983P, 6983P	FEL, FEP		
ColorTran	5/50 Ellipsoidals	Studio	115	575	G9.5	6985P	FLK	-	
ColorTran	5/50 Ellipsoidals	Studio	220/230/ 230/240	575	G9.5, G9.5	6986P, 6989P, 6991P 6992P	GKV, GLB	-	
ColorTran	5/50 Ellipsoidals	Studio	120/230	1000	G9.5, G9.5	6983P, 6983P	FEL, FEP		
Controlite	PML MK2	Profiler	230	1200	SFc 10-4	MSI 1200W /			CP 110
Controlite	PML Zoom	Moving head	230	1200	SFc 10-4	MSI 1200W			
Controlite	Washlite HX-TV	Moving head	115/230/240	575, 600	G 9.5	6989P, 6986P	GLC, GKV	-	
Controlite	Washlight Squarcle	Moving head	230	575	G 22	MSR 575 HR			
D.T.S.	Rainbow	Dynamic Architectural	229	150	G12	CDM-SA/T 150W/942			
D.T.S.	Rainbow	Dynamic Architectural	230	250	GY9.5	MSD 250			
D.T.S.	XR 7 Spot/Wash	Event	230	575	GX9.5	MSR 575/2			
D.T.S.	XR 250 Spot/Wash	Event	230	250	GY9.5	MSD 250/2			
D.T.S.	XR 700	Event		700	PGJX50	MSR Gold 700/2 FastFit			NEW
De Sisti	C.S.T. 25F	Studio		250	GZY9.5	Ceramic ST 250 HR			
De Sisti	C.S.T. 25B	Studio		250	GZY9.5	Ceramic ST 250 HR			
De Sisti	C.S.T. 25P	Studio		250	GZY9.5	Ceramic ST 250 HR			
De Sisti	Magis 650W	Studio, film	120/230/240	650	GY9.5	6638P	FRK, FRL, FRM	CP/89	
De Sisti	Magis 300W	Studio, film	230/240	300	GY9.5	6872P	FSL, FSK	CP/81	
De Sisti	Magis 500W	Studio, film	230/240	500	GY9.5	6873P	FRH, FRJ	CP/82	
De Sisti	Leonardo 5kW	Studio, film	230/240	5000	G38	6963Z	-	CP/85 (CP/29)	
De Sisti	Leonardo Piccolo 5kW	Studio, film	230/240	5000	G38	6963Z	-	CP/85 (CP/29)	
De Sisti	Leonardo 2kW	Studio, film	230/240	2000	G38	6994Z	CYX, FKK, FKP	CP/41 (CP/73)	
De Sisti	Leonardo Eco 2kW	Studio, film	230/240	2000	G38	6994Z	CYX, FKK, FKP	CP/41 (CP/73)	
De Sisti	Leonardo Piccolo 2kW	Studio, film	230/240	2000	G38	6994Z	CYX, FKK, FKP	CP/41 (CP/73)	
De Sisti	Leonardo 1kW	Studio, film	230/240	1000	G22	6995Z	FKJ	CP/71 (CP/40)	
De Sisti	Leonardo Eco 1kW	Studio, film	230/240	1000	G22	6995Z	FKJ	CP/71 (CP/40)	
De Sisti	CD 15F & CD 15B	Studio, Theater, TV	230	150	G12	CDM-T 150/830			
De Sisti	CST2SPFB	Studio, Theater, Film	230	250	GZY9.5	Ceramic ST 250W			
De Sisti	CD 7F	Studio, Theater, TV	230	70	G12	CDM-T 70/830			

For lamp ordering codes please check out our e-catalogue on [www.philips.com/lighting/entertainment](http://www.philips.com/lighting/entertainment)

Company	Model Name	Applications	Voltage (V)	Wattage (W)	Cap/base	PHILIPS type	ANSI	LIF	Remarks
Dedo Weigert Film	Dedocool	Studio	24	250	GX 5.3	13163/5H & 13163/10H			
De Sisti	Goya 200/400/575/1200/2500/4000	Studio, Theater, Film	230	200/575/1200/ 2500/4000	G38/G22/ GZY9,5	MSR 200/575/1200/ 2500/4000 HR			
De Sisti	Goya 6000/12000	Studio, Theater, Film	230	6000/12000	GY38	MSR 6000HR/12000HR			
De Sisti	Rembrandt 1200/2500/4000	Studio, Theater, Film	230	1200/2500/4000	G38/G22/ GZY9,5	MSR 1200HR/ 2500HR/4000HR			
De Sisti	Rembrandt Piccolo 200/575/1200/2500W	Studio, Theater, TV	230	200/575/ 1200/2500	G38/G22/ GZY9,5	MSR 200HR/575HR/ 1200HR/ 2500HR			
De Sisti	Remington 200/400/575/1200/2500/4000	Studio, Theater, Film	230	200/575/1200/ 2500/4000	G38/G22/ GZY9,5	MSR 200/575/1200/ 2500/4000 HR			
De Sisti	Rembrandt 6000/12000	Studio, Theater, Film	230	2500/4000	GY38	MSR 6000HR/12000HR			
De Sisti	Remington 6000/12000	Studio, Theater, Film	230	6000/12000	GY38	MSR 6000HR/12000HR			
Derksen	GL 200 MSD	Projector	230	200	GY 9.5	MSD 200			
Derksen	GL 700 MSD	Projector	230	700	G 22	MSD 700			
Derksen	GL 1200 MSD	Projector	230	1200	G 22	MSD 1200			
Despar	Botticelli 1000 W	Floodlight	230/240	1000	R7s	13989R	EKM	P2/7	
Despar	Botticelli 1250 W	Floodlight	230/240	1250	R 7s	6358 R	-	P2/12	
Despar	Duccio 1- oder 4-	Floodlight	230/240	1000	R7s	13989R	EKM	P2/7	
Despar	Giotto 1-, 2-, 3- oder 4-	Floodlight	230/240	1000	R7s	13989R	EKM	P2/7	
Despar	Kammerleuchten	Floodlight	230/240	1250	R 7s	6358 R	-	P2/12	
Despar	Michelangelo 2,5 / 5 kW	Floodlight	230/240	1000	R7s	13989R	EKM	P2/7	
Despar	Michelangelo 2,5 / 5 kW	Floodlight	230/240	1250	R 7s	6358 R	-	P2/12	
Despar	Kammerleuchten	Floodlight	230/240	1250	R 7s	6358 R	-	P2/12	
Despar	Leonardo Piccolo 1000 W		230	650	G 22	6993 Z	FKH	CP/68 (CP/39)	
Despar	Leonardo Piccolo 1000 W	Floodlight	230/240	1000	GX 9,5	6995 P	FVA	CP/70 (CP/24)	
Despar	Leonardo Piccolo 1000 W	Floodlight	120/230/240	1000	G 22	6995 Z	EGT, FKJ	CP/71 (CP/40)	
Despar	Leonardo Piccolo 2000 W		230/240	2000	GY 16	6994 P	FTM	CP/72 (CP/43)	
Despar	Leonardo Piccolo 2000 W	Floodlight	120/230/240	2000	G38	6994Z	CYX, FKK, FKP	CP/41 (CP/73)	
Despar	Leonardo Piccolo 2000 W	Floodlight	120/230/240	2000	G38	6994Z	CYX, FKK, FKP	CP/41 (CP/73)	
Despar	Leonardo Piccolo 5000 W	Film / Studio	230/240	5000	G38	6963Z	-	CP/85 (CP/29)	
Despar	Leonardo Piccolo 5000 W	Film / Studio	230/240	5000	G38	6963Z	-	CP/85 (CP/29)	

For lamp ordering codes please check out our e-catalogue on [www.philips.com/lighting/entertainment](http://www.philips.com/lighting/entertainment)

Company	Model Name	Applications	Voltage (V)	Wattage (W)	Cap/base	PHILIPS type	ANSI	LIF	Remarks
Despar	Raffaello 575 W	Film/Studio	230	575	SFc 10-4	MSI 575			
Despar	Raffaello 1200 W	Film/Studio	230	1200	SFc 15,5-6	MSI 1200			
Despar	Raffaello 2500 W	Film/Studio	230	2500	SFa 21-12	MSI 2500			
Despar	Rembrandt - Piccolo 575 W	Studio/Theater/TV	230	575	G 22	MSR 575 HR			
Despar	Rembrandt - Piccolo 1200 W	Studio/Theater/TV	230	1200	SFc 15.5-6	MSI 1200			
Despar	Rembrandt - Piccolo 12 kW	Studio/Theater/TV	380	12000	S 30 x 70	MSI 12000			
Despar	Rembrandt - Piccolo 2500 W	Studio/Theater/TV	230	2500	SFa 21-12	MSI 2500			
Despar	Rembrandt - Piccolo 2500 W	Studio/Theater/TV	230	2500	SFa 21-12	MSI 2500			
Despar	Rembrandt - Piccolo 2500 W	Studio/Theater/TV	230	2500	G 38	MSR 2500 HR			
Despar	Rembrandt - Piccolo 4000 W	Studio/Theater/TV	380	4000	SFa 21-12	MSI 4000			
Despar	Rembrandt - Piccolo 6000 W	Studio/Theater/TV	230	6000	S 25,5 X 60	MSI 6000			
Despar	Rembrandt - Piccolo 1200 W	Studio/Theater/TV	230	1200	G 38	MSR 1200 HR			
Despar	Tiziano mod.2200	Studio/Theater/TV	230	200	GZY 9,5	MSR 200 HR			
Emmele	ML 310 Macarena	DJ/Club	24	150	G 6.35	7158XHP			
Emmele	ML 318 Miniflower	DJ/Club	12	50	G 6.35	7027			
Emmele	ML 318 Minitrilly	DJ/Club	12	50	G 6.35	7027			
Emmele	ML 408 Frisby	DJ/Club	24	150	G 6.35	7158XHP			
Emmele	ML 412 Scoopmusic	DJ/Club	120	250	GY 5,3	13095			
Emmele	ML 414 Trilly	DJ/Club	24	150	G 6.35	7158XHP			
Emmele	ML 414 Trilly Scan	DJ/Club	24	150	G 6.35	7158XHP			
Enliten	Callisto Exterior Logo Projector	Studio	230	150	G 12	CDM-SA/T 150W / 942			
Enliten	Source four CDM Gobo	Studio	230	150	G12	CDM-SA/T 150W / 942			
Enliten	Source four CDM Par	Studio	230	150	G 12	CDM-SA/T 150W / 942			
Enliten	Source four MSI exhibition Par	Studio	230	575	GX 9.5	MSD 575			
Enliten	Source four 575 MSD	Studio	230	575	GX 9.5	MSD 575			
Enliten	Toccatà MSD effect projector	Studio	230	700	G 22	MSD 700			
ETC	AR 6	Dynamic architectural	230	150	G12	CDM-SA/T 150W/942			
ETC	AR 500	Dynamic architectural	230	1200	G22	MSD 1200			
ETC	Irideon AR250	Dynamic architectural	230	250	GY9.5	MSD 250/2			
ETC	Source Four	Spotlight	115	575	heatsink	7007, 7007LL	HPL-575/ 115V, HPL-575/115X		

For lamp ordering codes please check out our e-catalogue on [www.philips.com/lighting/entertainment](http://www.philips.com/lighting/entertainment)

Company	Model Name	Applications	Voltage (V)	Wattage (W)	Cap/base	PHILIPS type	ANSI	LIF	Remarks
ETC	Source Four	Spotlight	115	750	heatsink	7008	HPL-750*/ 120V		*to be used in new or retrofitted Source Four only. Will not fit old style Source Four lamp burner assembly
ETC	Source Four Jr	Spotlight	115	575	heatsink	7007, 7007LL	HPL-575/ 115V, HPL-575/115X		
ETC	Source Four junior 230V	Spotlight	115/230/240	575, 600	Heatsink	7007, 7007LL	HPL	-	
ETC	Source Four Par & Parnel	Spotlight	115	575	heatsink	7007, 7007LL	HPL-575/ 115V, HPL-575/115X		
ETC	Source Four Par 575	Spotlight	115/230/240	575, 600	Heatsink	7007, 7007LL	HPL	-	
ETC	Source Four Par 575	Spotlight	115/230/240	575, 600	Heatsink	7007, 7007LL	HPL	-	
ETC	Source Four Parnel	Spotlight	115/230/240	750	Heatsink	7008	HPL	-	
ETC	Source four Revolution	Dynamic architectural	230	750	new	QXL 750W			
ETC	Source Four zoom	Spotlight	115/230/240	750	Heatsink	7008	HPL	-	
ETC	Source Four Zoom	Spotlight	115	575	heatsink	7007, 7007LL	HPL-575/ 115V, HPL-575/115X		
ETC	Source Four Zoom	Spotlight	115	575	heatsink	7007, 7007LL	HPL-575/ 120V, HPL-750/115V		
ETC	Source Four 230V	Spotlight	115/230/240	575, 600	Heatsink	7007, 7007LL	HPL	-	
Ets. Cremer	AC 103	Studio	230	650	GX 9,5	6993 P	FVC	CP/67 (CP/23)	
Ets. Cremer	AC 103	Studio	230	650	GX 9,5	6993 P	FVC	CP/67 (CP/23)	
Ets. Cremer	AC 103	Studio	230/240	650	GX9,5	6998P	-	T/21 (T/12)	Long life
Ets. Cremer	AC 115	Studio	230/240	1000	GX 9,5	6995 P	FVA	CP/70 (CP/24)	
Ets. Cremer	AC 115	Studio	230	1000	GX 9,5	6996 P	FWR, FWR	T/19 (T/11)	
Ets. Cremer	AC 215	Studio	120/230/240	2000	G38	6994Z	CYX, FKK, FKP	CP/41 (CP/73)	
Ets. Cremer	AC 316 - AC 619	Studio	230/240	1000	GX 6,35	PF 811	EGY	P1/15	
Ets. Cremer	AC 316 - AC 619	Studio	230/240	1000	GX 6,35	PF 811	EGY	P1/15	
Ets. Cremer	AC 316 - AC 619	Studio	230/240	650	GX 6,35	PF 813	BVM	P1/13	
Ets. Cremer	AC 316 - AC 619	Studio	230/240	650	GX 6,35	PF 813	BVM	P1/13	
Ets. Cremer	AC 415	Studio	230/240	5000	G38	6963Z	-	CP/85 (CP/29)	
Ets. Cremer	AC 545	Studio	230/240	1000	R7s	13989R	EKM	P2/7	
Ets. Cremer	AC 618	Studio	230/240	1000	R 7s	13989 R	EKM	P2/7	

For lamp ordering codes please check out our e-catalogue on [www.philips.com/lighting/entertainment](http://www.philips.com/lighting/entertainment)

Company	Model Name	Applications	Voltage (V)	Wattage (W)	Cap/base	PHILIPS type	ANSI	LIF	Remarks
Ets. Cremer	AC 621	Studio	230/240	1000	R7s	13989R	EKM	P2/7	
Ets. Cremer	AC 1402 - AC 215	Studio	120/230/240	2000	G38	6994Z	CYX, FKK, FKP	CP/41 (CP/73)	
Ets. Cremer	AC 1402 - AC 216	Studio	230/240	5000	G38	6963Z	-	CP/85 (CP/29)	
Ets. Cremer	Ld 575	Studio	220	575	SFc 10-4	MSI 575			
Ets. Cremer	Ld 2500	Studio	230	2500	SFa 21-12	MSI 2500			
Ets. Cremer	Ld 4000	Studio	380	4000	SFa 21-12	MSI 4000			
Ets. Cremer	MF-3	DJ/Club	230	300	R 7s	300T 3 Q/CL/P	-	-	
Ets. Cremer	MT 56	Studio	220	500	E 27	6993 E			
Ets. Cremer	MT 57	Studio	220	650	E 27	6993 E			
Ets. Cremer	MT 111	Studio	24	150	G 6,35	7158XHP			
Ets. Cremer	Studio 1200 W	Studio	220	1200	SFc 15,5-6	MSI 1200			
Ets. Cremer	Studio 1200 W	Studio	220	1200	SFc 15,5-6	MSI 1200			
EuroLite	B-15	DJ/Club	120/230/240	300	GX-6,35	VL 300	-	-	
EuroLite	B-19	DJ/Club	120/230/240	300	GX-6,35	VL 300	-	-	
EuroLite	BE-20	Scanner	24	250	GX 5,3	13163/5H & 13163/10H			
EuroLite	Double Ball	DJ/Club	24	150	G-6,35	7158 / XHP			
EuroLite	Duoscan	Scanner	120	250	GY 5,3	13095			
EuroLite	D-28	DJ/Club	24	250	GX 5,3	13163/5H & 13163/10H			
EuroLite	Flood 8	DJ/Club	120	250	GY-5,3	13095			
EuroLite	Gobo Flower	DJ/Club	24	250	GX 5,3	13163/5H & 13163/10H			
EuroLite	Gobo Flower 2	DJ/Club	24	250	GX 5,3	13163/5H & 13163/10H			
EuroLite	Prokaleido 2	Projector	24	250	GX 5,3	13163/5H & 13163/10H			
EuroLite	Racer	DJ/Club	24	250	GX 5,3	13163/5H & 13163/10H			
EuroLite	Single Beam outdoor	Outdoor	230	1200	SFc 15,5-6	MSI 1200			
EuroLite	Stagelight 650	Followspot	230/240	650	GY 9,5	6823P	GCK/GCT, GCL/GCS	T/27 (T/26)	Long life
EuroLite	Stage 1000	Followspot	230/240	1000	GX 9,5	6995 P	FVA	CP/70 (CP/24)	
EuroLite	Stagelight 1000	Followspot	230	800	GY 9,5	7764	-	A1/245	
EuroLite	TB-3	Scanner	15	150	GZ-6,35	6423 FO			
EuroLite	TC-3	Scanner	15	150	GZ-6,35	6423 FO			
EuroLite	TC-15	Color changer	230	150	G12	CDM-T 150W / 830			
EuroLite	TG-3	Scanner	15	150	GZ-6,35	6423 FO			
EuroLite	Triple Ball	DJ/Club	24	150	G-6,35	7158XHP			

For lamp ordering codes please check out our e-catalogue on [www.philips.com/lighting/entertainment](http://www.philips.com/lighting/entertainment)

Company	Model Name	Applications	Voltage (V)	Wattage (W)	Cap/base	PHILIPS type	ANSI	LIF	Remarks
EuroLite	TS-3	Scanner	15	150	GZ-6,35	6423 FO			
EuroLite	TS-150	Scanner	230	150	G 12	CDM-T 150W / 830			
EuroLite	Turbo X	Scanner	24	250	GX 5,3	13163/5H & 13163/10H			
F.A.L.	Acrobat	DJ/Club	230	250	GY 9,5	MSD 250			
F.A.L.	Alligator	DJ/Club	230	500	R7s	500T3 Q/CL/P	-	-	
F.A.L.	Andromeda	Centrepiece	36	400	G 6,35	7787XHP			7787 LL 300h
F.A.L.	Babyscan	Scanner	120	250	GY5,3	13095			
F.A.L.	Blowstar	DJ/Club	36	400	G 6,35	7787XHP			7787 LL 300h
F.A.L.	Ceramic 250 fixture	Studio		250	GZY9,5	Ceramic ST 250 HR			
F.A.L.	Chroma	Color changer	230	1200	G 22	MSR 1200			
F.A.L.	Color dance 250	Scanner	230	250	GY 9,5	MSD 250			
F.A.L.	Colourtronic 1200B	Color changer	230	1200	SFc 15.5-6	MSI 1200			
F.A.L.	Comet 2500	Outdoor	230	2500	G 38	MSR 2500 HR			
F.A.L.	Comet 4000	Outdoor	400	4000	G 38	MSR 4000 HR			
F.A.L.	Cross-ry	Centrepiece	36	400	G 6,35	7787XHP			7787 LL 300h
F.A.L.	Cym 1000H	Moving head	230/240	1000	GX 9,5	6995 P	FVA	CP/70 (CP/24)	
F.A.L.	Cym 1200 EB	Moving head	230	1200	SFc 15.5-6	MSI 1200			
F.A.L.	Day light 1200	Theaterspot	230	1200	SFc 15.5-6	MSI 1200			
F.A.L.	Dmx cc-575	Color changer	230	575	SFc-10-4	MSI 575			
F.A.L.	Duoscan	Scanner	120	250	GY5,3	13095			
F.A.L.	Fal 500	Scanner	24	250	G 6,35	7748XHP			6958 300h
F.A.L.	Fal 500	Scanner	230	250	GY 9,5	MSD 250 / 2			
F.A.L.	Fal 1000	Scanner	230	250	GY 9,5	MSD 250 / 2			
F.A.L.	Fal 2000	Scanner	230	250	GY 9,5	MSD 250 / 2			
F.A.L.	Fal 2500 XL	Scanner	230	2500	SFa 21-12	MSI 2500			
F.A.L.	Fal 2500 XLDX	Scanner	230	2500	SFa 21-12	MSI 2500			
F.A.L.	Fibre lighter	Fibre optics	230	150	G 12	CDM-SA / R 150W			
F.A.L.	Florette	DJ/Club	24	250	G 6,35	6958XHP			
F.A.L.	Funky	DJ/Club	120	250	GY5,3	13095			
F.A.L.	Galactica	Centrepiece	230	1200	SFc 15.5-6	MSI 1200			
F.A.L.	Galactica	Centrepiece	230	575	SFc 10-4	MSI 575			
F.A.L.	Gladiator	DJ/Club	230	500	R7s	500T3 Q/CL/P	-	-	

For lamp ordering codes please check out our e-catalogue on [www.philips.com/lighting/entertainment](http://www.philips.com/lighting/entertainment)

Company	Model Name	Applications	Voltage (V)	Wattage (W)	Cap/base	PHILIPS type	ANSI	LIF	Remarks
F.A.L.	Gobotwin	DJ/Club	120	250	GY5.3	I3095			
F.A.L.	Gyro 2	DJ/Club	230	575	SFc 10-4	MSI 575			
F.A.L.	Hurricane halogen	Scanner	24	250	G 6,35	7748XHP			6958 300h
F.A.L.	Hurricane MSD 250	Scanner	230	250	GY 9.5	MSD 250 / 2			
F.A.L.	Innovation PF 3080	Lcd scanner	230	1200	SFc 15.5-6	MSI 1200			
F.A.L.	Inse 250	Theater	230	250	GY 9.5	MSD 250 / 2			
F.A.L.	Inse 575	Theater	230	575	SFc 10-4	MSI 575			
F.A.L.	Inse 1000 E+N	Followspot	230	1000	GX 9,5	6996 P	FWR, FWR	T/19 (T/11)	
F.A.L.	Italscan MBI-T 150	Scanner	230	150	G 12	CDM-SA / T 150W			
F.A.L.	Mambo	DJ/Club	120	250	GY5.3	I3095			
F.A.L.	Mastercolour	DJ/Club	230	150	G 12	CDM-SA / T 150W			
F.A.L.	Medusa 2500	DJ/Club	230	2500	SFa 21-12	MSI 2500			
F.A.L.	Medusa 4000	DJ/Club	400	4000	G 38	MSR 4000 HR			
F.A.L.	Maga-octopus	Centrepiece	230	1200	SFc 15.5-6	MSI 1200			
F.A.L.	Meteorite 2500	Outdoor	230	2500	G 38	MSR 2500 HR			
F.A.L.	Meteorite 4000	Outdoor	400	4000	G 38	MSR 4000 HR			
F.A.L.	Millefiori	Flower effect	36	400	G 6,35	7787XHP			7787 LL 300h
F.A.L.	Mini flower	Flower effect	230/240	300	GY9,5	6874P	-	M/38	Long life
F.A.L.	Mini flower 4	Flower effect	230/240	300	GY9,5	6874P	-	M/38	Long life
F.A.L.	Mini gobo	DJ/Club	230/240	300	GY9,5	6874P	-	M/38	Long life
F.A.L.	Mini-octopus	Centrepiece	230	200	GY 9.5	MSD 200 / 2			
F.A.L.	Mini-octopus 300	Centrepiece	230/240	300	GY9,5	6874P	-	M/38	Long life
F.A.L.	Modulo	Moving light	230	250	GY 9.5	MSD 250			
F.A.L.	Modulo	Centrepiece	230	250	GY 9.5	MSD 250 / 2			
F.A.L.	Multigobo	DJ/Club	36	400	G 6,35	7787XHP			7787 LL 300h
F.A.L.	Multigobo	DJ/Club	230	575	SFc 10-4	MSI 575			
F.A.L.	Nebula	Centrepiece	230	1200	SFc 15.5-6	MSI 1200			
F.A.L.	Nebula	Centrepiece	230	575	SFc 10-4	MSI 575			
F.A.L.	Night colour pan	Moving head	230	1200	G 22	MSR / MSD 1200			
F.A.L.	Night colour msr	Architectural	230	1200	G 22	MSR 1200			
F.A.L.	Nocturno MHD	Architectural	230	1800	SFc 20-6	MHD 1800			
F.A.L.	Octopus 575	Centrepiece	230	575	SFc 10-4	MSI 575			


For lamp ordering codes please check out our e-catalogue on [www.philips.com/lighting/entertainment](http://www.philips.com/lighting/entertainment)

Company	Model Name	Applications	Voltage (V)	Wattage (W)	Cap/base	PHILIPS type	ANSI	LIF	Remarks
F.A.L.	Opera zoom mcc 1200	Theater	230	1200	SFc 15.5-6	MSI 1200			
F.A.L.	Pentagon	Centrepiece	230	575	SFc 10-4	MSI 575			
F.A.L.	Profiler 150	Profiler	230	150	G 12	CDM-T 150 W / 942			
F.A.L.	Profiler 650	Theater	230/240	650	GY 9,5	6823 P	GCK/GCT, GCL/GCS	T/27 (T/26)	
F.A.L.	Profiler 1000	Profile	230	1000	GX 9,5	6996 P	FWR, FWR	T/19 (T/11)	
F.A.L.	Profiler 2000	Profile	230/240	2000	GY 16	6994 P	FTM	CP/72 (CP/43)	
F.A.L.	Primoscan 200	Scanner	230	200	GY 9,5	MSD 200 / 2			
F.A.L.	Promo I	Projector	230	150	G 12	CDM-SA/T 150W / 942			
F.A.L.	Promo 3	Projector	230	250	GY 9,5	MSD 250			
F.A.L.	Promo 4	Projector	230	250	GY 9,5	MSD 250 / 2			
F.A.L.	Pro scan I	Scanner	230	1200	SFc 15.5-6	MSI 1200			
F.A.L.	Pro scan II	Scanner	230	1200	SFc 15.5-6	MSI 1200			
F.A.L.	Pro scan X	Scanner	230	1200	SFc 15.5-6	MSI 1200			
F.A.L.	Rapper	DJ/Club	120	250	GY5,3	13095			
F.A.L.	Roulette 575	Scanner	230	575	SFc 10-4	MSI 575			
F.A.L.	Roulette 1200	Scanner	230	1200	SFc 15.5-6	MSI 1200			
F.A.L.	Roulette 1200 EB	Scanner	230	1200	SFc 15.5-6	MSI 1200			
F.A.L.	Sagomatore 650	Theaterspot	230/240	500	GY9,5	6877P	-	M/40	Long life
F.A.L.	Sagomatore 1000	Theater	230/240	1000	GX 9,5	6995 P	FVA	CP/70 (CP/24)	
F.A.L.	Sagomatore 2000	Theaterspot	230/240	2000	GY 16	6994 P	FTM	CP/72 (CP/43)	
F.A.L.	Salsa	DJ/Club	120	250	GY5,3	13095			
F.A.L.	Scala 575	Theater	230	575	SFc 10-4	MSI 575			
F.A.L.	Scala 2000	Followspot	230/240	2000	GY 16	6994 P	FTM	CP/72 (CP/43)	
F.A.L.	Scan 575	Scanner	230	575	SFc 10-4	MSI 575			
F.A.L.	Scan 1200	Scanner	230	1200	SFc 15.5-6	MSI 1200			
F.A.L.	Scorpion	DJ/Club	230	500	R7s	500 T3 Q/CL/P	-	-	
F.A.L.	Sky-liner 2500	Outdoor	230	2500	G 38	MSR 2500 HR			
F.A.L.	Sky-liner 4000	Outdoor	400	4000	G 38	MSR 4000 HR			
F.A.L.	Spectra	DJ/Club	230/240	500	GY9,5	6877P	-	M/40	Long life
F.A.L.	Stage 500 ( 300W )	Theater	230/240	300	GY9,5	6874P	-	M/38	Long life
F.A.L.	Stage 500	Theaterspot	230/240	500	GY9,5	6877P	-	M/40	Long life
F.A.L.	Stage 2000	Theaterspot	230/240	2000	GY 16	6994 P	FTM	CP/72 (CP/43)	

For lamp ordering codes please check out our e-catalogue on [www.philips.com/lighting/entertainment](http://www.philips.com/lighting/entertainment)

Company	Model Name	Applications	Voltage (V)	Wattage (W)	Cap/base	PHILIPS type	ANSI	LIF	Remarks
F.A.L.	Stage pro 2000	Theaterspot	230/240	2000	GY 16	6994 P	FTM	CP/72 (CP/43)	
F.A.L.	Stage yoke	Theater	230/240	1000	GX 9,5	6995 P	FVA	CP/70 (CP/24)	
F.A.L.	Stage 1000	Theater	230	1000	GX 9,5	6996 P	FWR,FWR	T/19 (T/11)	
F.A.L.	Starbust	Flower effect	230	575	SFc 10-4	MSI 575			
F.A.L.	Starlight LongThrow	Theater	230	1200	SFc 15.5-6	MSI 1200			
F.A.L.	Starlight voyager	Theaterspot	230	1200	SFc 15.5-6	MSI 1200			
F.A.L.	Supercleverscan 575	Scanner	230	575	SFc 10-4	MSI 575			
F.A.L.	Supercleverscan 1200	Scanner	230	1200	SFc 15.5-6	MSI 1200			
F.A.L.	Supergyro	DJ/Club	230	1200	SFc 15.5-6	MSI 1200			
F.A.L.	Supermillefiori	Flower effect	24	250	G 6,35	7748XHP			6958 300h
F.A.L.	Three-sixty	Moving head	230	250	GY 9,5	MSD 250 / 2			
F.A.L.	Three sixty laser	Moving head	230	575	GX 9.5	MSR / MSD 575 (/2)			
F.A.L.	Three-sixty 2	Moving head	230	250	GY 9.5	MSD 250			
F.A.L.	Three sixty 3 fresnel	Moving head	230	575	GX 9.5	MSR 575 (/2)			
F.A.L.	Three sixty - 3 V2	Moving head	230	575	GX 9.5	MSR 575 (/2)			
F.A.L.	Three sixty 4	Moving head	230	575	GX 9.5	MSR / MSD 575 (/2)			
F.A.L.	Three sixty 1200 pro	Moving head	230	1200	SFc 10-4	MSI 1200 W / S *			
F.A.L.	Tri-colour	DJ/Club	230	1200	G 22	MSR 1200			
F.A.L.	Twinflower	Flower effect	36	400	G 6,35	7787XHP			7787 LL 300h
F.A.L.	Voyager 1200	Theater	230	1200	SFc 15.5-6	MSI 1200			
F.A.L.	XLD 2500	Scanner	230	2500	SFa 21-12	MSI 2500			
Five Star Systems	Helix 250, 400	Event	230	250	GY9.5	MSD 250/2			
Five Star Systems	Spica 250, 250X, 400X	Event	230	250	GY9.5	MSD 250/2			
Futurelight	As-200	Scanner	230	200	GY 9.5	MSD 200 / 2			
Futurelight	Brilliant flower	Flower effect	24	250	G 6,35	6958 300h			7748XHP (50H)
Futurelight	Color changer cc-150	Color changer	15	150	GZ 6.35	6423 FO			
Futurelight	Color changer cc-200	Color changer	230	250	GY 9.5	MSD 250 / 2			
Futurelight	Color changer cc-400	Color changer	230	250	GY 9.5	MSD 250 / 2			
Futurelight	Cross beam	Centrepiece	36	400	G 6,35	7787XHP			7787 LL 300h
Futurelight	Cross beam	Centrepiece	230	575	SFc 10-4	MSI 575			
Futurelight	DF-250	Flower effect	24	250	GX 5.3	13163/5H & 13163/10H			
Futurelight	DP-H 250	Projector	24	250	G 6,35	6958 300h			7748XHP (50H)

For lamp ordering codes please check out our e-catalogue on [www.philips.com/lighting/entertainment](http://www.philips.com/lighting/entertainment)



Theater Lighting:  
“Just good isn’t good enough...!”

**PHILIPS**

Company	Model Name	Applications	Voltage (V)	Wattage (W)	Cap/base	PHILIPS type	ANSI	LIF	Remarks
Futurelight	Dominator 575	Centrepiece	230	575	SFc 10-4	MSI 575			
Futurelight	Dominator 1200	Centrepiece	230	1200	SFc 15.5-6	MSI 1200			
Futurelight	Dominator II	Centrepiece	230	1200	SFc 15.5-6	MSI 1200			
Futurelight	DP-200	Projector	230	200	GY 9.5	MSD 200 / 2			
Futurelight	DV-200	Projector	230	200	GY 9.5	MSD 200 / 2			
Futurelight	Duke hmi 1200	Scanner	230	1200	SFc 15.5-6	MSI 1200			
Futurelight	Extelight 250 CMY	Outdoor	230	250	GY 9.5	MSD 250 / 2			
Futurelight	Flowereffect FX-150	Flower effect	15	150	GZ 6.35	6423 FO			
Futurelight	Genesis 575	Scanner	230	575	SFc 10-4	MSI 575			
Futurelight	Gobofly	DJ/Club	36	400	G 6,35	7787XHP			7787 LL 300h
Futurelight	MH 420	Moving head	230	150	G12	CDM-T 150 / 830			
Futurelight	MH-640 & MH-660 & MH-680	Event	230	200/250	GY9.5	MSD 200 & MSD 250 & MSD 250/2			
Futurelight	MH-640	Moving head	230	250	GY 9.5	MSD 250 / 2			
Futurelight	MH-660	Moving head	230	250	GY 9.5	MSD 250 / 2			
Futurelight	MH-670	Moving head	230	250	GY 9.5	MSD 250 / 2			
Futurelight	MH-675	Moving head	230	250	GY 9.5	MSD 250 / 2			
Futurelight	MH-680	Moving head	230	250	GY 9.5	MSD 250 / 2			
Futurelight	MH-840	Moving head	230	575	GX 9.5	MSR 575 / 2			
Futurelight	MH-860	Moving head	230	575	GX 9.5	MSR 575 / 2			
Futurelight	MH-860	Event	230	575	GX9.5	MSR 575/2 & MSD 575			
Futurelight	Mercury	DJ/Club	230	575	SFc 10-4	MSI 575			
Futurelight	Miracle	Flower effect	230	1200	SFc 15.5-6	MSI 1200			
Futurelight	Miracle	Flower effect	230	575	SFc 10-4	MSI 575			
Futurelight	PHS-1400E	Ev		1200	PGJX50	MSR Gold 1200 FastFit			NEW
Futurelight	PHW-250 & PHS-200 & PHS-250	Event	230	250	GY9.5	MSD 250 & MSD 250/2			
Futurelight	PHW-700 & PHS-700	Event	230	700	G22	MSR 700			
Futurelight	PS/D-200	Scanner	230	250	GY 9.5	MSD 250 / 2			
Futurelight	RT-150	DJ/Club	15	150	GZ 6.35	6423 FO			
Futurelight	Scan H-150	Scanner	15	150	GZ 6.35	6423 FO			
Futurelight	Scan H-250 Mks	Scanner	24	250	GX 5.3	13163/5H & 13163/10H			
Futurelight	Scan sc-330	Scanner	24	250	G 6,35	6958 300h			7748XHP (50H)

For lamp ordering codes please check out our e-catalogue on [www.philips.com/lighting/entertainment](http://www.philips.com/lighting/entertainment)

Company	Model Name	Applications	Voltage (V)	Wattage (W)	Cap/base	PHILIPS type	ANSI	LIF	Remarks
Futurelight	Scan sc-335	Scanner	24	250	GX 5.3	13163/5H & 13163/10H			
Futurelight	Scan sc-530	Scanner	24	250	G 6.35	6958 300h			7748XHP (50H)
Futurelight	Scan D-200	Scanner	230	200	GY 9.5	MSD 200 / 2			
Futurelight	Scan sc-370	Scanner	230	200	GY 9.5	MSD 200 / 2			
Futurelight	Scan sc-250	Scanner	230	250	GY 9.5	MSD 250 / 2			
Futurelight	Scan sc-375	Scanner	230	250	GY 9.5	MSD 250 / 2			
Futurelight	Scan sc-380	Scanner	230	230	GY 9.5	MSD 250 / 2			
Futurelight	Scan sc-570	Scanner	230	250	GY 9.5	MSD 250 / 2			
Futurelight	Scan sc-740	Scanner	230	575	SFc 10-4	MSI 575			
Futurelight	Scan sc-780	Scanner	230	575	SFc 10-4	MSI 575			
Futurelight	Scan sc-940	Scanner	230	1200	SFc 15.5-6	MSI 1200			
Futurelight	Scan sc-980	Scanner	230	1200	SFc 15.5-6	MSI 1200			
Futurelight	Spider	Centrepiece	230	575	SFc 10-4	MSI 575			
Futurelight	Voyager 575	Scanner	230	575	SFc 10-4	MSI 575			
Geni	Blaze Effect (MF-250)	DJ/Club	24	250	G 6.35	6958 300h			7748XHP (50H)
Geni	Blaze Effect (MF-300)	DJ/Club	120	300	GY 5.3	13096			
Geni	Brilliance Effect (BR)	DJ/Club	36	400	G 6.35	7787XHP XHP			7787 LL 300h
Geni	BR 5	Event	230	575	GX9.5	MSR 575/2			
Geni	Burst - 2x	Event	230	200	GY 9.5	MSD 200			
Geni	Color Blaster 250 (CB-250)	DJ/Club	24	250	GX 5.3	13163/5H & 13163/10H			
Geni	Color pro	Color changer	230	200	GY 9.5	MSD 200 / 2			
Geni	Evolution Effect (MRG)	DJ/Club	82	250	GY 5.3	13830			
Geni	Mizar 12	Event	230	1200	SFc 15.5-6	MSI 1200			
Geni	Mojo Spin / Scan / Color Master	Event	230	150	GY 9.5	HTI - 152			
Geni	MOS300	Event	230	250	GY9.5	MSD 250/2			
Geni	MOS700	Event	230	700	GY9.5	MSR 700SA			
Geni	Oby-300	Moving head	230	250	GY 9.5	MSD 250			
Geni	Oby-500	Moving head	230	575	SFc 10-4	MSI 575			
Geni	OBY 1200	Event	230	1200	SFc 10-4	MSR 1200 SA/DE			
Geni	Radiance Effect (RA)	Projector	36	400	G 6.35	7787XHP XHP			7787 LL 300h
Geni	Robo Gobo (RG)	Projector	82	250	GY 5.3	13830			
Geni	Sharma	Color changer	230	200	GY 9.5	MSD 200			

For lamp ordering codes please check out our e-catalogue on [www.philips.com/lighting/entertainment](http://www.philips.com/lighting/entertainment)

Company	Model Name	Applications	Voltage (V)	Wattage (W)	Cap/base	PHILIPS type	ANSI	LIF	Remarks
Geni	Shimmer Effect (SH-50)	DJ/Club	12	50	G 6.35	7027			
Geni	Shiva 250R (TM)	Studio	230	250	GY 9.5	MSD 250			
Geni	Shiva 2000 (TM)	Studio	230	200	GY 9.5	MSD 200			
Geni	Smart 150	Event	230	150	G12	CDM-SA/T 150W/942			
Geni	Spark Effect (SP-50)	DJ/Club	12	50	G 6.35	7027			
Geni	Sparkler Effect (SHA-50D)	DJ/Club	12	50	G 6.35	7027			
Geni	Spyro-250 Effect (SY-250)	DJ/Club	24	250	GX 5.3	13163/5H & 13163/10H			
Geni	Stratus 5-X	Event	230	575	SFC 10-4	MSI 575 & MSI 575/2			
Geni	Wild Blaze Effect (XMF)	DJ/Club	24	250	G 6.35	6958 300h			7748XHP (50H)
Genius	Colormix	Event	230	250	GY9.5	MSD 250/2			
Genius	Color pro	Color changer	230	200	GY 9.5	MSD 200 / 2			
Genius	Compact flower color changer	Flower effect	12	100	GZ 6.35	6834FO			
Genius	Compact round color changer	DJ/Club	12	100	GZ 6.35	6834FO			
Genius	Compact scanflower color	Flower effect	12	100	GZ 6.35	6834FO			
Genius	Delta	Centrepiece	36	400	G 6,35	7787XHP			7787 LL 300h
Genius	Dieses	Centrepiece	36	400	G 6,35	7787XHP			7787 LL 300h
Genius	DJ allegro	DJ/Club	24	250	G 6,35	6958 300h			7748XHP (50H)
Genius	DJ flower	Flower effect	24	250	G 6,35	6958 300h			7748XHP (50H)
Genius	DJ round	DJ/Club	24	250	G 6,35	6958 300h			7748XHP (50H)
Genius	DJ scanflower	Flower effect	24	250	G 6,35	6958 300h			7748XHP (50H)
Genius	DJ Scanner	Scanner	24	250	G 6,35	6958 300h			7748XHP (50H)
Genius	DJ spiral	DJ/Club	24	250	G 6,35	6958 300h			7748XHP (50H)
Genius	Four flower set	Flower effect	24	250	G 6,35	6958 300h			7748XHP (50H)
Genius	Jocker	Tunnel effect	36	400	G 6,35	7787XHP XHP			7787 LL 300h
Genius	jocker 575	Tunnel effect	230	575	SFC 10-4	MSI 575			
Genius	Light flower	Flower effect	24	250	G 6,35	6958 300h			7748XHP (50H)
Genius	Light flower 400	Flower effect	36	400	G 6,35	7787XHP XHP			7787 LL 300h
Genius	Little flower	Flower effect	24	150	G 6,35	7158XHP			
Genius	LP 07 Micro Scan	DJ/Club	12	100	GZ 6.35	6834FO			
Genius	LP 08 Micro Roller	DJ/Club	12	100	GZ 6.35	6834FO			
Genius	LP 28 DJ Flower	DJ/Club	24	150	G 6.35	7158XHP			
Genius	LP 40 Next Scan	DJ/Club	24	150	G 6.35	7158XHP			

For lamp ordering codes please check out our e-catalogue on [www.philips.com/lighting/entertainment](http://www.philips.com/lighting/entertainment)

Company	Model Name	Applications	Voltage (V)	Wattage (W)	Cap/base	PHILIPS type	ANSI	LIF	Remarks
Genius	LP 42 Next Roller	DJ/Club	24	150	G 6.35	7158XHP			
Genius	LP 44 Next Color	DJ/Club	12	100	GY 6,35	7023			
Genius	LP 68 DJ Ring	DJ/Club	24	150	G 6.35	7158XHP			
Genius	LP 70 Quasar	DJ/Club	24	250	GX 5.3	13163/5H & 13163/10H			
Genius	LP 74 Super Quark	DJ/Club	24	250	GX 5.3	13163/5H & 13163/10H			
Genius	LP 75 Super Quark Scan	DJ/Club	24	250	GX 5.3	13163/5H & 13163/10H			
Genius	LP 76 Super Quark Roller	DJ/Club	24	250	GX 5.3	13163/5H & 13163/10H			
Genius	LP 77 Rainbow	DJ/Club	24	250	GX 5.3	13163/5H & 13163/10H			
Genius	LP 81 Compact Flower	DJ/Club	12	100	GZ 6.35	6834FO			
Genius	LP 82 Compact Multitray	DJ/Club	12	100	GZ 6.35	6834FO			
Genius	LP 83 Compact Round	DJ/Club	12	100	GZ 6.35	6834FO			
Genius	LP 84 Compact Scanflower	DJ/Club	12	100	GZ 6.35	6834FO			
Genius	LP 85 Compact Goboflower	DJ/Club	12	100	GZ 6.35	6834FO			
Genius	LP 86 Compact Goboscan	DJ/Club	12	100	GZ 6.35	6834FO			
Genius	LP 87 Motor Spot	DJ/Club	24	250	GX 5.3	13163/5H & 13163/10H			
Genius	LP 89 Mammut	DJ/Club	24	250	GX 5.3	13163/5H & 13163/10H			
Genius	Max	DJ/Club	24	250	GX 5.3	13163/5H & 13163/10H			
Genius	Micromega	Moving head	230	200	GY 9.5	MSD 200 / 2			
Genius	Micro scan	Scanner	12	100	GZ 6.35	6834FO			
Genius	Mini brillante	DJ/Club	24	150	G 6,35	7158XHP			
Genius	Mini flower	Flower effect	24	150	G 6,35	7158XHP			
Genius	Mini multiray	DJ/Club	24	150	G 6,35	7158XHP			
Genius	Mini round	Tunnel effect	24	150	G 6,35	7158XHP			
Genius	mini shining	DJ/Club	24	150	G 6,35	7158XHP			
Genius	Mini sky	DJ/Club	24	150	G 6,35	7158XHP			
Genius	Mizar	Scanner	230	200	GY 9.5	MSD 200 / 2			
Genius	Motor Show 150 RG	Event	230	150	G12	CDM-SA/T 150W/942			
Genius	Motor Show 250 E	Event	230	250	GY9.5	MSD 250/2			
Genius	Motor Show 575	Event	230	575	GX9.5	MSR 575/2			
Genius	Motor spot	Moving head	24	250	GX 5.3	13163/5H & 13163/10H			
Genius	Multiray	DJ/Club	24	250	G 6,35	6958 300h			7748XHP (50H)
Genius	Next Scan RG	Event	230	150	G12	CDM-SA/T 150W/942			

For lamp ordering codes please check out our e-catalogue on [www.philips.com/lighting/entertainment](http://www.philips.com/lighting/entertainment)

Company	Model Name	Applications	Voltage (V)	Wattage (W)	Cap/base	PHILIPS type	ANSI	LIF	Remarks
Genius	Nexus	Scanner	230	575	SFc 10-4	MSI 575			
Genius	Nexus 2	Scanner	230	575	SFc 10-4	MSI 575			
Genius	Nexus 3	Scanner	230	575	GX 9.5	MSR 575 / 2			
Genius	Nexus 3	Scanner	230	575	GX 9.5	MSR 575 / 2			
Genius	Omega	Moving head	230	575	SFc 10-4	MSI 575			
Genius	Omega 2	Moving head	230	700	G 22	MSR 700 / 2			
Genius	Quark	DJ/Club	24	250	GX 5.3	13163/5H & 13163/10H			
Genius	Quark roller	DJ/Club	24	250	GX 5.3	13163/5H & 13163/10H			
Genius	Quark scan	Scanner	24	250	GX 5.3	13163/5H & 13163/10H			
Genius	Quasar	Scanner	24	250	GX 5.3	13163/5H & 13163/10H			
Genius	Skylab	DJ/Club	230/240	500	GY9,5	6873P	FRH, FRJ	CP/82	
Genius	Space ray	DJ/Club	230	500	R7s	500T3 Q/CL/P	-	-	
Genius	Spectra	Color changer	24	250	GX 5.3	13163/5H & 13163/10H			
Genius	Super quark	DJ/Club	24	250	GX 5.3	13163/5H & 13163/10H			
Genius	Super quark roller	DJ/Club	24	250	GX 5.3	13163/5H & 13163/10H			
Genius	Super quark scan	Scanner	24	250	GX 5.3	13163/5H & 13163/10H			
Genius	Trillo	Color changer	24	150	G 6,35	7158XHP			
GLP	Blue Scan / Patend	Event	230	300	SFc 10-4	HMD / HTI 300			
GLP	Blue Spot	Event	230	300	SFc 10-4	HMD / HTI 300			
GLP	Blue Wash	Event	230	300	SFc 10-4	HMD / HTI 300			HTI 300W
GLP	Joy 150	Scanner	230	150	G 12	HTI 150			
GLP	Joy 300	Scanner	230	300	SFc 10-4	HMD 300			
GLP	Junior scan	Scanner	230	150	G 12	CDM-SA 150W / 942			
GLP	Max	Moving light	24	250	GX 5.3	13163/5H & 13163/10H			
GLP	Max	Scanner	24	250	GX 5.3	13163/5H & 13163/10H			
GLP	Mighty scan	Scanner	24	250	GX 5.3	13163/5H & 13163/10H			
GLP	Mighty Scan CM 150	Scanner	230	150	G 12	CDM-SA 150W / 942			
GLP	Patend Light	Moving light	230	150	G 12	CDM-SA 150W / 942			
GLP	Patend Light 575	Moving light	230	575	SFc 10-4	MSI 575			
GLP	Patend Light 1200	Moving light	230	1200	SFc 15.5-6	MSI 1200			
GLP	Startec 575	Scanner	230	575	G 22	MSI 575			
GLP	Startec 1200	Scanner	230	1200	G 38	MSI 1200			

For lamp ordering codes please check out our e-catalogue on [www.philips.com/lighting/entertainment](http://www.philips.com/lighting/entertainment)

Company	Model Name	Applications	Voltage (V)	Wattage (W)	Cap/base	PHILIPS type	ANSI	LIF	Remarks
GLP	Y Poc color	Moving head	230	250	GY 9.5	MSD 250			
GLP	Y Poc 250	Moving head	230	250	GY 9.5	MSD 250			
GLP	Y Poc 575	Moving head	230	575	GX9.5	MSR 575/2			
Griven	Acrobat PE	Moving head	230	250	GY 9.5	MSD 250			
Griven	Acrobat PE 575	Moving head	230	575	GX 9.5	MSR 575 / 2 - MSD 575			
Griven	Acrobat PE 700	Moving head	230	700	GY 9.5	MSR 700 SA			
Griven	Alfa 1 + 2	DJ/Club	24	150	G 6,35	7158XHP			
Griven	Arco 300 / 500	Spot	230/240	500	GY9,5	6877P	-	M/40	Long life
Griven	Arco 650 / 1000	Spotlight	230	1000	GX 9,5	6996 P	FWR,FWR	T/19 (T/11)	
Griven	Arco 2000	Spotlight	230/240	2000	GY16	6994P	FTM	CP/72 (CP/43)	
Griven	Aries GR 012	Studio	36	400	G 6,35	7787XHP			
Griven	Beta	DJ/Club	24	150	G 6,35	7158XHP			
Griven	Can Can GR 051	Studio	36	400	G 6,35	7787XHP			
Griven	Can Can GR 053	Studio	230	400	GX 9,5	MSR 400			
Griven	Can Can GR 052	Studio	230	250	GY 9,5	SN 250			
Griven	Can Can GR 056	Studio	230	250	GY 9,5	SN 250			
Griven	Can Can GR 057	Studio	230	400	GX 9,5	MSR 400			
Griven	Centron	DJ/Club	230	650	GY9.5	6823 P	GCK/GCT, GCL/GCS	T/26 (T/27)	
Griven	Centron	DJ/Club	230/240	650	GY 9.5	6823P	GCK/GCT, GCL/GCS	T/27 (T/26)	Long life
Griven	Circus	DJ/Club	230	575	SFc 10-4	MSI 575			
Griven	Colorsweep	DJ/Club	230	1200	G 22	MSR 1200			
Griven	Colorway	DJ/Club	230	1200	G 38	MSR 1200 HR			
Griven	Compass	DJ/Club	230	575	SFc 10-4	MSI 575			
Griven	Compass pro	DJ/Club	230	1200	SFc 15.5-6	MSI 1200			
Griven	Concord	Centrepiece	230	1200	SFc 15.5-6	MSI 1200			
Griven	Coulour Changer Spot GR 085, GR 086	Studio	230/240	1000	GX 9,5	6995 P	FVA	CP/70 (CP/24)	
Griven	Crown	DJ/Club	36	400	G 6,35	7787XHP			7787 LL 300h
Griven	Cruiser 575	DJ/Club	230	575	SFc 10-4	MSI 575			
Griven	Cruiser 1200	DJ/Club	230	1200	SFc 15.5-6	MSI 1200			
Griven	Cyclope 575	DJ/Club	230	575	SFc 10-4	MSI 575			
Griven	Cyclope 1200	DJ/Club	230	1200	SFc 15.5-6	MSI 1200			
Griven	Dardo 575	Theaterspot	230	575	SFc 10-4	MSI 575			

For lamp ordering codes please check out our e-catalogue on [www.philips.com/lighting/entertainment](http://www.philips.com/lighting/entertainment)

Company	Model Name	Applications	Voltage (V)	Wattage (W)	Cap/base	PHILIPS type	ANSI	LIF	Remarks
Griven	Dardo 1000	Theater	230/240	1000	GX 9,5	6995 P	FVA	CP/70 (CP/24)	
Griven	Dardo 1200	Theaterspot	230	1200	G 22	MSR 1200			
Griven	Dardo 2000	Theaterspot	230/240	2000	GY 16	6994 P	FTM	CP/72 (CP/43)	
Griven	Dardo 2500	Theaterspot	230	2500	G 38	MSR 2500 HR			
Griven	Dolomite CYM MSD 575	Dynamic architectural	230	575	GX9,5	MSD 575			
Griven	Everest CYM MSD 700	Dynamic architectural	230	700	G22	MSD 700			
Griven	Flash Dance GR 031	Studio	36	400	G 6,35	7787XHP			
Griven	Flash Dance GR 032, GR 038	Studio	230	250	GY 9,5	SN 250			
Griven	Flash Dance GR 033, GR 039	Studio	230	400	GX 9,5	MSR 400			
Griven	Follow 575	Theater	230	575	SFc 10-4	MSI 575			
Griven	Follow 1200	Theater	230	1200	G 22	MSR 1200			
Griven	Follow 2000	Followspot	230/240	2000	GY16	6994P	FTM	CP/72 (CP/43)	
Griven	Freccia 650	Theater	230	650	GX 9,5	6993 P	FVC	CP/67 (CP/23)	
Griven	Freccia 1000	Theater	230	1000	GX 9,5	6984 P	-	CP/63	
Griven	Freccie 1200	Theater	230	1200	GX9,5	6895P	-	CP/90	
Griven	Gamma	DJ/Club	24	150	G 6,35	7158XHP			
Griven	Goboclip	Architectural	230	150	G 12	CDM-SA/T 150W			
Griven	Goblin	Studio	230/240	1000	GX 9,5	6995 P	FVA	CP/70 (CP/24)	
Griven	Helios mk2 575	DJ/Club	230	575	SFc 10-4	MSI 575			
Griven	Helios mk2 1200	DJ/Club	230	1200	SFc 15,5-6	MSI 1200			
Griven	Inse 575	Spot	230	575	SFc 10-4	MSI 575			
Griven	Inse 1000	Spotlight	230	1000	GX 9,5	6996 P	FWP,FWR	T/19 (T/11)	
Griven	Inse 1200 msr	Spot	230	1200	G 38	MSR 1200 HR			
Griven	Inse R 1200 msr	Spot	230	1200	G 38	MSR 1200 HR			
Griven	Inse 2000	Spotlight	230/240	2000	GY16	6994P	FTM	CP/72 (CP/43)	
Griven	Kaleido	Architectural	230	575	GX 9,5	MSD 575			
Griven	Kolorado mk2 1800	Architectural	230	1800	SFc 20-6	MHN-SA 1800W			
Griven	Kolorado mk2 2500	Architectural	230	2500	SFc 20-6	MHN-SA 2500W			
Griven	Kolorjet	Architectural	400	4000		Xenon 4000W			
Griven	Kolorstream 2500	Architectural	230	2500	SFc 20-6	MHN-SA 2500W			
Griven	Kolorclip	Architectural	230	150	G 12	CDM-SA/T 150W			
Griven	Ku-bo 200	DJ/Club	230	200	GY 9,5	MSD 200			

For lamp ordering codes please check out our e-catalogue on [www.philips.com/lighting/entertainment](http://www.philips.com/lighting/entertainment)

Company	Model Name	Applications	Voltage (V)	Wattage (W)	Cap/base	PHILIPS type	ANSI	LIF	Remarks
Griven	Ku-bo 575	DJ/Club	230	575	G 22	MSR 575 HR			
Griven	Manta	Centrepiece	230	575	SFc 10-4	MSI 575			
Griven	Mistry	DJ/Club	230/240	1000	GX 9,5	6995 P	FVA	CP/70 (CP/24)	
Griven	Mover	Projector	230	200	GY 9,5	MSD 200			
Griven	Niagara 150	Dynamic architectural	230	150	G12	CDM-SA/T 150W/942			
Griven	Outliner	Architectural	230	2500	SFc 21-12	MSI 2500			
Griven	Popscan	Scanner	230	250	GY 9,5	MSD 250 / 2			
Griven	Popscan 575	Scanner	230	575	SFc 10-4	MSI 575			
Griven	Pro 2000	Followspot	230/240	2000	GY16	6994P	FTM	CP/72 (CP/43)	
Griven	Profile 500 / 650	Profile	230/240	500	GY9,5	6877P	-	M/40	Long life
Griven	Profile 1200	Profile	230	1000	GX 9,5	6996 P	FWP,FWR	T/19 (T/11)	
Griven	Profile 2000	Profile	230/240	2000	GY16	6994P	FTM	CP/72 (CP/43)	
Griven	Risalto	Architectural	230	150	G 12	CDM-SA/T 150W			
Griven	Risalto 150	Dynamic architectural	230	150	G12	CDM-SA/T 150W/942			
Griven	Rock fan	DJ/Club	36	400	G 6,35	7787XHP			7787 LL 300h
Griven	Rock fan	DJ/Club	230	400	GX 9,5	MSR 400			
Griven	Rock fan	DJ/Club	230	250	GY 9,5	SN 250			
Griven	Scanvision	Scanner	230	1200	SFc 15,5-6	MSI 1200			
Griven	Scanvision	Scanner	230	575	SFc 10-4	MSI 575			
Griven	Scanvision II	Scanner	230	575	SFc 10-4	MSI 575			
Griven	Scanvision II	Scanner	230	1200	SFc 15,5-6	MSI 1200			
Griven	Scanvision III studio	Scanner	230	1200	SFc 15,5-6	MSI 1200			
Griven	Shark	DJ/Club	36	400	G 6,35	7787XHP			7787 LL 300h
Griven	Shark	DJ/Club	36	400	G 6,35	7787XHP			7787 LL 300h
Griven	Shuttle dmx 1200	Centrepiece	230	1200	SFc 15,5-6	MSI 1200			
Griven	Shuttle dmx 2500	Centrepiece	230	2500	G 38	MSR 2500 HR			
Griven	Sky eagle	Outdoor	230	2500	SFc 21-12	MSI 2500			
Griven	Sky rose 1200	Outdoor	230	1200	SFc 15,5-6	MSI 1200			
Griven	Sky rose 2500	Outdoor	230	2500	SFc 21-12	MSI 2500			
Griven	Spada	Laser simulator	230	1200	SFc 15,5-6	MSI 1200			
Griven	Spada	Laser simulator	230	575	SFc 10-4	MSI 575			
Griven	Spillo	Outdoor	230	1200	SFc 15,5-6	MSI 1200			

For lamp ordering codes please check out our e-catalogue on [www.philips.com/lighting/entertainment](http://www.philips.com/lighting/entertainment)

Company	Model Name	Applications	Voltage (V)	Wattage (W)	Cap/base	PHILIPS type	ANSI	LIF	Remarks
Griven	Splendid 575	Centrepiece	230	575	SFc 10-4	MSI 575			
Griven	Splendid 1200	Centrepiece	230	1200	SFc 15.5-6	MSI 1200			
Griven	Spot 8	Color changer	230/240	1000	GX 9,5	6995 P	FVA	CP/70 (CP/24)	
Griven	Spot 300/500	Theater	230/240	300	GY9,5	6872P	FSL, FSK	CP/81	
Griven	Spot 650/1000	Theater	120/230/240	650	GY9,5	6638P	FRK, FRL, FRM	CP/89	
Griven	Spot 2000	Theater	230/240	2000	GY16	6994P	FTM	CP/72 (CP/43)	
Griven	Stelvio CYM MSD 250	Dynamic architectural	230	250	GY9,5	MSD 250			
Griven	Sting	Flower effect	230	1200	SFc 15.5-6	MSI 1200			
Griven	Supertwin	DJ/Club	230	1200	SFc 15.5-6	MSI 1200			
Griven	Supertwin	DJ/Club	230	575	SFc 10-4	MSI 575			
Griven	Tex	DJ/Club	230/240	625	R7s	7775R/16	-	P2/10	
Griven	Tex	DJ/Club	120/230/240	1000	R7S	7786R	FCM	P2/20	
Griven	Tracer 4000	Outdoor	400	4000	G 38	MSR 4000 HR			
Griven	Tricorno	DJ/Club	230/240	800	R 7s	13477 R	EME	P2/11	
Griven	Tricorno	DJ/Club	120/230/240	1000	R7S	7786R	FCM	P2/20	
Griven	Tricorno	DJ/Club	36	400	G 6,35	7787XHP			7787 LL 300h
Griven	Tricorno GR 020	Studio	36	400	G 6,35	7787XHP			
Griven	Trident CYM 150	Dynamic architectural	230	150	G12	CDM-SA/T 150W/942			
Griven	Twin	Laser simulator	230	1200	SFc 15.5-6	MSI 1200			
Griven	Twin	Laser simulator	230	575	SFc 10-4	MSI 575			
Griven	Venice	DJ/Club	230	575	SFc 10-4	MSI 575			
Gunlux	Gunlux D 801 / D 1003	Studio	230/240	1000	GX 6,35	PF 811	EGY	P1/15	
Gunlux	Gunlux D 801 / D 1001	Studio	230/240	650	GX 6,35	PF 813	BVM	P1/13	
Gunlux	Gunlux MSR 200 FL	Studio	230	200	GZY 9,5	MSR 200 HR			
Gunlux	Gunlux MSR 575 FL	Studio	230	575	G 22	MSR 575 HR			
Gunlux	Gunlux HMI 575 FL	Studio	230	575	SFc 10-4	MSI 575			
Gunlux	Gunlux HMI 1200 FL	Studio	230	1200	SFc 15,5-6	MSI 1200			
Gunlux	Gunlux MSR 1200 FL	Studio	230	1200	G 38	MSR 1200 HR			
Gunlux	Gunlux 801 / 1003	Studio	230/240	1000	GX 6,35	PF 811	EGY	P1/15	
Gunlux	Spectra 6000 f	Studio	230	1200	SFc 15,5-6	MSI 1200			
Gunlux	Spectra 6000	Studio	230	575	SFc 10-4	MSI 575			
Haerle Lichttechnik	Flashdance GR 34	Studio	36	400	G 6,35	7787XHP			

For lamp ordering codes please check out our e-catalogue on [www.philips.com/lighting/entertainment](http://www.philips.com/lighting/entertainment)

Company	Model Name	Applications	Voltage (V)	Wattage (W)	Cap/base	PHILIPS type	ANSI	LIF	Remarks
Haerle Lichttechnik	Flashdance GR 41	Studio	230	220	GY 9,5	SN 250			
Haerle Lichttechnik	Flashdance GR 42	Studio	230	400	GX 9,5	MSR 400			
Haerle Lichttechnik	Varyscan 200 MSR	Studio	230	200	GY 9,5	MSR 200 HR			
Haerle Lichttechnik	Varyscan 250	Studio	24	250	GX 5,3	I 3163/5H & I 3163/10H			
Haerle Lichttechnik	Varyscan 400 MSR	Studio	230	400	GX 9,5	MSR 400			
Haerle Lichttechnik	Varyscan 400 MSR	Studio	230	400	GX 9,5	MSR 400			
High End Systems	Catalyst	Digital Spotlighting				Xenon			
High End Systems	Catalyst DLI	Digital Spotlighting				UHP 275W			
High End Systems	Color command	DJ/Club	115/230/240	750, 800	G9,5	6981P, 6982P	GLD, -	-	
High End Systems	Color pro	Color changer	120	250	GX 9.5	MSD 250 / 2			
High End Systems	Cyberlight all litho	Scanner	230	1200	G 22	MSR 1200 / 2			
High End Systems	Cyberlight cx	Scanner	230	1200	G 22	MSR 1200 / 2			
High End Systems	Cyberlight sv	Scanner	230	1200	G 22	MSR 1200 / 2			
High End Systems	Cyberlight turbo	Scanner	230	1200	GY 22	MSR 1200 SA			
High End Systems	Ec-1	Architectural	230	575	GX 9.5	MSR 575 / 2 & MSD 575			
High End Systems	Ec-2	Architectural	230	250	GY 9.5	MSD 250 / 2			
High End Systems	Es-1	Architectural	230	575	GX 9.5	MSR 575 / 2 & MSD 575			
High End Systems	Intellabeam	Scanner	230	700	G 22	MSR 700 /2			
High End Systems	Multiray 2	DJ/Club	120/230/240	650	GY9,5	6638P	FRK, FRL, FRM	CP/89	
High End Systems	Showgun	Event		2000	PGJX50	MSR Gold 2000 FastFit			NEW
High End Systems	Studio color	Moving head	230	575	GX 9.5	MSR 575 / 2			
High End Systems	Studio color ec-1	Moving head	230	575	GX 9.5	MSR 575 / 2			
High End Systems	Studio color m	Moving head	230	575	GX 9.5	MSR 575 / 2			
High End Systems	Studio color s	Moving head	230	575	GX 9.5	MSR 575 / 2			
High End Systems	Studio color 250	Moving head	230	250	GY 9.5	MSD 250 / 2			
High End Systems	Studio color 575	Moving head	230	575	GX 9.5	MSR 575 / 2 & MSD 575			
High End Systems	Studio spot cmj	Moving head	230	575	GX 9.5	MSR 575 / 2			
High End Systems	Studio spot 250	Moving head	230	250	GY 9.5	MSD 250 / 2			
High End Systems	Studio spot 575	Moving head	230	575	GX 9.5	MSR 575 / 2			
High End Systems	Studio beam 700	Moving head	230	700	GY 9.5	MSR 700 SA			
High End Systems	Studio beam pc	Moving head	230	700	GY 9.5	MSR 700 SA			
High End Systems	Technobeam	Scanner	230	250	GY 9.5	MSD 250 / 2			

For lamp ordering codes please check out our e-catalogue on [www.philips.com/lighting/entertainment](http://www.philips.com/lighting/entertainment)

Company	Model Name	Applications	Voltage (V)	Wattage (W)	Cap/base	PHILIPS type	ANSI	LIF	Remarks
High End Systems	Technopro	Color changer	230	250	GY 9.5	MSD 250 / 2			
High End Systems	Technoray	DJ/Club	230	250	GY 9.5	MSD 250 / 2			
High End Systems	X.Spot	Moving head	230	700	GY 9.5	MSR 700 SA			
High End Systems	X-Spot Extreme	Event	230	700	GX9.5	MSR 700 SA			
High Lux Corporation	Turbo Spot 400 & 700	Studio/Film	230			MSR 400 & MSR 700			
Hubbell	Helux Profile 150	Architectural	230	150	G 12	CDM-SA/T 150W / 942			
Hubbell	Helux Profile 250	Architectural	230	250	GY 9.5	MSD 250 / 2			
Hubbell	Helux Profile 400	Architectural	230	400	GY 9.5	MSR 400 SA			
Hubbell	Lightstorm	DJ/Club	230	1200	GY 22	MSR 1200 SA & MSR 1800 SA			
HuiHong	Blue Whale	Event	230	575	GX9.5	MSR 575/2			
HuiHong	Garnet Curtain	Dynamic architectural	230	2500		MSA 2500 W/DE			
HuiHong	Killer Whale	Event	230	250	GY9.5	MSD 250/2			
HuiHong	Sea Whale	Event	230	150		HTI 150W			
HuiHong	Whirlwind I	Event	230	250	GY9.5	MSD 250/2			
Jäger Spotlight	HLS I	Studio	230/240	1000	R7s	13989R	EKM	P2/7	
Jäger Spotlight	HLS I	Studio	230/240	1250	R 7s	6358 R	-	P2/12	
Jäger Spotlight	St I	Studio	230	650	GX 9,5	6993 P	FVC	CP/67 (CP/23)	
Jäger Spotlight	St I	Studio	230/240	1000	GX 9,5	6995 P	FVA	CP/70 (CP/24)	
Jäger Spotlight	St I	Studio	230	1000	GX 9,5	6996 P	FWR,FWR	T/19 (T/11)	
Jäger Spotlight	St I	Studio	230/240	650	GX9,5	6998P	-	T/21 (T/12)	Long life
Jäger Spotlight	St 02 / HA	Studio	12	100	GY 6,35	7023			
Jäger Spotlight	St 02 / HA	Studio	24	150	G 6,35	7158XHP			
JB Lighting	Varycolor 6 / 250MSD	Moving head	230	250	GY 9.5	MSD 250 / 2			
JB Lighting	Varycolor 6 / 400MSR	Moving head	230	400	GX 9.5	MSR 400			
JB Lighting	Varycolor 2000	Color changer	230	200	GY 9.5	MSD 200 / 2			
JB Lighting	Varycolor stage 1200	Color changer	230	1200	SFc 15.5-6	MSI 1200			
JB Lighting	Varyscan 3 compact plus	Scanner	230	200	GY 9.5	MSD 200 / 2			
JB Lighting	Varyscan 3 compact 200 MSD	Scanner	230	200	GY 9.5	MSD 200 / 2			
JB Lighting	Varyscan 3 special plus 200	Scanner	230	200	GY 9.5	MSD 200 / 2			
JB Lighting	Varyscan 3 special plus new	Scanner	230	250	GY 9.5	MSD 250 / 2			
JB Lighting	Varyscan 3 special 200 MSD	Scanner	230	200	GY 9.5	MSD 200 / 2			

For lamp ordering codes please check out our e-catalogue on [www.philips.com/lighting/entertainment](http://www.philips.com/lighting/entertainment)



Film Lighting:

“In fact it is early evening.. I make it high noon!”

**PHILIPS**

Company	Model Name	Applications	Voltage (V)	Wattage (W)	Cap/base	PHILIPS type	ANSI	LIF	Remarks
JB Lighting	Varyscan 3 700 touring	Scanner	230	700	G 22	MSR 700 / 2			
JB Lighting	Varyscan 4 1200	Scanner	230	1200	SFc 15.5-6	MSI 1200			
JB Lighting	Varyscan 4 compact plus 575	Scanner	230	575	SFc 10-4	MSI 575			
JB Lighting	Varyscan 4 ev 1200	Scanner	230	1200	SFc 15.5-6	MSI 1200			
JB Lighting	Varyscan 5 eco 1200	Scanner	230	1200	SFc 15.5-6	MSI 1200			
JB Lighting	Varyscan 5 mv 1200	Scanner	230	1200	SFc 15.5-6	MSI 1200			
JB Lighting	Varyscan 6 400MSR	Moving head	230	400	GX 9.5	MSR 400			
JB Lighting	Varyscan 6 575	Moving head	230	575	SFc 10-4	MSI 575			
JB Lighting	Varyscan 7	Moving head	230	1200	SFc 10-4	MSR 1200 SA/DE			
Jupiter Licht	G 1 / G 2	Focus spotlight	230	500	E 27	PF 308			
Jupiter Licht	HTL 5 / K 1 / O 2a / O 2 Sta / O 2b / O 2	Focus spotlight	230	500	E 27	PF 308			
Jupiter Licht	K 3	Spotlight	230	650	GX 6,35	PF 813	BVM	P1/13	
Jupiter Licht	K 5	Studio	230	650	GX 9,5	6993 P	FVC	CP/67 (CP/23)	
Jupiter Licht	K 5	Theater	230/240	650	GX9,5	6998P	-	T/21 (T/12)	Long life
Jupiter Licht	Nr: 8021.00		120/230/240	1000	R7s	7786R	FCM	P2/20	
Jupiter Licht	Nr: 8030.00	Video	230	1000	R 7s	PF 801 R	FDG	P1/12	
Jupiter Licht	Nr: 8040.00	Studio	230/240	1000	R7s	13989R	EKM	P2/7	
Jupiter Licht	Nr: 8210.00	Title light	12	100	GY 6,35	7023			
Jupiter Licht	Nr: 8210.00	Title light	12	50	G 6,35	7027			
Jupiter Licht	Nr: 8220.00	Light diffusers	230	500	E 27	PF 308			
Jupiter Licht	Nr: 8225.00; 8230.00; 8240.00	Softlite	230	500	E 27	PF 308			
Jupiter Licht	8030 HI 2	Video	230	1000	R 7s	PF 801 R	FDG	P1/12	
Jupiter Licht	8021 HI 1 / 8040 HI 3	Studio	230/240	1000	R7s	13989R	EKM	P2/7	
Jupiter Licht	8041 HI 3	Studio	230/240	1250	R 7s	6358 R	-	P2/12	
Jupiter Licht	8090 HI 15	Focus spotlight	24	250	G 6,35	7748XHP			6958 300h
K 5600	Joker-Bug 200	Event, Studio/TV, Theater	230	200	GZY9.5	MSR 200HR			
K 5600	Joker-Bug 400	Event, Studio/TV, Theater	230	400	GZZ9.5	MSR 400HR			
K 5600	Joker-Bug 1200	Event, Studio/TV, Theater	230	1200	G38	MSR 1200HR			
Keller A.	Daylight 575 W, [a]Electronic[a]	Studio	230	575	SFc 10-4	MSI 575			

For lamp ordering codes please check out our e-catalogue on [www.philips.com/lighting/entertainment](http://www.philips.com/lighting/entertainment)

Company	Model Name	Applications	Voltage (V)	Wattage (W)	Cap/base	PHILIPS type	ANSI	LIF	Remarks
Keller A.	Minitageslicht MSP 575	Studio	230	575	SFc 10-4	MSI 575			
Keller A.	Tageslichtleuchte SP 575	Studio	230	575	SFc 10-4	MSI 575			
Keller A.	Tageslichtleuchte 1200 W	Studio	230	1200	SFc 15,5-6	MSI 1200			
Keller A.	Tageslichtleuchte 2500 W	Studio	230	2500	SFa 21-12	MSI 2500			
Keller A.	Titan 4000	Studio	380	4000	SFa 21-12	MSI 4000			
Kliegl Bros	Aimslite	Studio	120	500	G9.5	./.	EHD		
		Studio	120	750	G9.5	./.	EHG		
		Studio	120	1000	G9.5	6983P	FEL		
Kliegl Bros	Silhouette	Studio	120	500	G9.5	./.	EHD		
		Studio	120	750	G9.5	./.	EHG		
		Studio	120	1000	G9.5	6983P	FEL		
Kliegl Bros	1355 (W)	Studio	120	500	G9.5	./.	EHD		
		Studio	120	750	G9.5	./.	EHG		
Kliegl Bros	1355/8	Studio	120	500	G9.5	./.	EHD		
		Studio	120	750	G9.5	./.	EHG		
Kliegl Bros	1550/8	Studio	120	500	G9.5	./.	EHD		
		Studio	120	750	G9.5	./.	EHG		
		Studio	120	1000	G9.5	6983P	FEL		
Kliegl Bros	1551 -1555	Studio	120	500	G9.5	./.	EHD		
		Studio	120	750	G9.5	./.	EHG		
		Studio	120	1000	G9.5	6983P	FEL		
Kobold Licht Bel.	DL 575; DLf 575	Daylight	230	575	SFc 10-4	MSI 575			
Kobold Licht Bel.	DL 575 FR / SE	Daylight	230	575	G 22	MSR 575 HR			
Kobold Licht Bel.	DL 1200 FR / SE	Daylight	230	1200	G 38	MSR 1200 HR			
Kobold Licht Bel.	DL 2500 FR / SE	Daylight	230	2500	G 38	MSR 2500 HR			
Kobold Licht Bel.	DLf 200	Daylight	230	200	GZY 9,5	MSR 200 HR			HMI 200
Kobold Licht Bel.	DLF 200	Reporter	Batterie	200	GZY 9,5	MSR 200 HR			
Kobold Licht Bel.	DLf 575S	Daylight	230	575	SFc 10-4	MSI 575			
Kobold Licht Bel.	DLf 575 SE	Daylight	230	575	G 22	MSR 575 HR			
Kobold Licht Bel.	DLf 575 SE SUPER	Daylight	230	575	G 22	MSR 575 HR			
Kobold Licht Bel.	DLf 1200	Daylight	230	1200	SFc 15,5-6	MSI 1200			
Kobold Licht Bel.	DLf 1200S	Daylight	230	1200	SFc 15,5-6	MSI 1200			

For lamp ordering codes please check out our e-catalogue on [www.philips.com/lighting/entertainment](http://www.philips.com/lighting/entertainment)

Company	Model Name	Applications	Voltage (V)	Wattage (W)	Cap/base	PHILIPS type	ANSI	LIF	Remarks
Kobold Licht Bel.	DLf 1200 SE	Daylight	230	1200	G 38	MSR 1200 HR			
Kobold Licht Bel.	DLf 1200 SE SUPER	Daylight	230	1200	G 38	MSR 1200 HR			
Kobold Licht Bel.	DLf 2500	Daylight	230	2500	SFa 21-12	MSI 2500			
Kobold Licht Bel.	DLf 2500S	Daylight	230	2500	SFa 21-12	MSI 2500			
Kobold Licht Bel.	DLf 2500 SE	Daylight	230	2500	G 38	MSR 2500 HR			
Kobold Licht Bel.	DLf 4000S	Daylight	380	4000	SFa 21-12	MSI 4000			
Kobold Licht Bel.	DS - 575	Daylight	230	575	SFc 10-4	MSI 575			
Kobold Licht Bel.	HS 3 / 1000	Softlite	230/240	1000	R7s	13989R	EKM	P2/7	
Kobold Licht Bel.	HS 3 / 1000	Floodlight	230/240	625	R7s	7775R/16	-	P2/10	
Kobold Licht Bel.	ST 800 P	Floodlight	120/230	650	R7S	6365R	FAD	P2/6	
Kobold Licht Bel.	ST 1000 P	Softlite	230/240	1000	GX 6,35	PF 811	EGY	P1/15	
Kobold Licht Bel.	500 W	Baby Fresnel Manual	230/240	500	GY9,5	6873P	FRH, FRJ	CP/82	
Kobold Licht Bel.	1000 W	Baby Fresnel Manual	230/240	1000	GX 9,5	6995 P	FVA	CP/70 (CP/24)	
Kobold Licht Bel.	1250 W P 2 / 12	Floodlight	230/240	1250	R 7s	6358 R	-	P2/12	
Kobold Licht Bel.	2000 W	Baby Fresnel Manual	230/240	2000	GY 16	6994 P	FTM	CP/72 (CP/43)	
Kobold Licht Bel.	2000 W	Baby Fresnel Pole operated	230/240	2000	GY 16	6994 P	FTM	CP/72 (CP/43)	
Kobold Licht Bel.	2000 W P 2 / 11	Studio	230/240	2x800	R 7s	13477 R	EME	P2/11	
Kobold Licht Bel.	2000 W P 2 / 20	Zaplite Manual	120/230/240	2x1000	R7S	7786R	FCM	P2/20	
Kobold Licht Bel.	5000 W	Baby Fresnel Manual	230/240	5000	G38	6963Z	-	CP/85 (CP/29)	
Kobold Licht Bel.	5000 W	Baby Fresnel Pole operated	230/240	5000	G38	6963Z	-	CP/85 (CP/29)	
L & E	AQ61-22	Studio	120	500	G9.5	./.	EHD		
		Studio	120	750	G9.5	./.	EHG		
L & E	Axial Ellipsoidals	Studio	120	500	G9.5	./.	EHD		
		Studio	120	750	G9.5	./.	EHG		
Lampo, Weichhart	LAAS 01 Sintesi	Studio	230	575	SFc 10-4	MSI 575			
Lampo, Weichhart	LAAS 10 Contatto	Studio	36	400	G 6,35	7787XHP			
Lampo, Weichhart	LAAS 11 Contatto	Studio	230	250	GY 9,5	SN 250			
Lampo, Weichhart	LAAS 12 Contatto	Studio	230	400	GX 9,5	MSR 400			
Lampo, Weichhart	LAAS 20 Contatto	Studio	36	400	G 6,35	7787XHP			
Lampo, Weichhart	LAAS 21 Contatto	Studio	230	250	GY 9,5	SN 250			

For lamp ordering codes please check out our e-catalogue on [www.philips.com/lighting/entertainment](http://www.philips.com/lighting/entertainment)

Company	Model Name	Applications	Voltage (V)	Wattage (W)	Cap/base	PHILIPS type	ANSI	LIF	Remarks
Lampo, Weichhart	LAAS 22 Contatto	Studio	230	400	GX 9,5	MSR 400			
Lampo, Weichhart	LAAS 40 Condor	Studio	230	575	SFc 10-4	MSI 575			
Lampo, Weichhart	LAAS 50 Fantastico	Studio	220	575	SFc 10-4	MSI 575			
Lampo, Weichhart	LAES 54 Apollo	Studio	36	400	G 6,35	7787XHP			
Lampo, Weichhart	LAES 56 Corallo	Studio	36	400	G 6,35	7787XHP			
Lampo, Weichhart	LAIS 07 Inse 400 MSR	Studio	230	400	GX 9,5	MSR 400			
Lampo, Weichhart	LAIS 08 Inse 700 MSR	Studio	230	700	G 22	MSR 700 /2			
Lampo, Weichhart	LAIS 09 Inse 400 HAL	Studio	36	400	G 6,35	7787XHP			
Lampo, Weichhart	LAIS 10 Inse 250 SN	Studio	230	250	GY 9,5	SN 250			
Lampo, Weichhart	LAIS 11 Inse 575 HMI	Studio	230	575	SFc 10-4	MSI 575			
Lampo, Weichhart	LATE Spot 300/500	Studio	230/240	300	GY9,5	6872P	FSL, FSK	CP/81	
Lampo, Weichhart	LATE Spot 300/500	Studio	230/240	500	GY9,5	6873P	FRH, FRJ	CP/82	
Lampo, Weichhart	LATE Spot 300/500	Studio	230/240	300	GY9,5	6874P	-	M/38	Long life
Lampo, Weichhart	LATE Spot 300/500	Studio	230	500	GY 9,5	6877 P	-	M/40	Long life
Lampo, Weichhart	LATE Spot 650/1000	Studio	230	650	GX 9,5	6993 P	FVC	CP/67 (CP/23)	
Lampo, Weichhart	LATE Spot 650/1000	Studio	230/240	1000	GX 9,5	6995 P	FVA	CP/70 (CP/24)	
Lampo, Weichhart	LATE Spot 650/1000	Studio	230	1000	GX 9,5	6996 P	FWP, FWR	T/19 (T/11)	
Lampo, Weichhart	LATE Spot 650/1000	Studio	230/240	650	GX9,5	6998P	-	T/21 (T/12)	Long life
Lampo, Weichhart	LATE 30 Segui.	Studio	230/240	1000	GX 9,5	6995 P	FVA	CP/70 (CP/24)	
Lampo, Weichhart	LATE 31 Segui.	Studio	230/240	2000	GY 16	6994 P	FTM	CP/72 (CP/43)	
Lampo, Weichhart	LATE 32 Segui.	Studio	230	400	GX 9,5	MSR 400			
Lampo, Weichhart	LATE 33 575 HMI	Studio	230	575	SFc 10-4	MSI 575			
Lampo, Weichhart	LATE 34 Segui.	Studio	230	700	G 22	MSR 700 /2			
Lampo, Weichhart	Nabucco Daylight 575	Studio	230	575	SFc10-4	MSI 575			
Lampo, Weichhart	Nabucco Daylight 1200	Studio	230	1200	G 22	MSR 1200			
Lampo, Weichhart	PRO-lum 250	Studio	230	250	GY 9,5	MSD 250			
Lampo, Weichhart	Sentinel MSD 1200	Studio	230	1200	G 22	MSD 1200			
Lampo, Weichhart	Traviata TE 36	Studio	230	1200	G 22	MSR 1200			
Lampo, Weichhart	Traviata TE Sequipersona	Studio	230	2500	G 38	MSR 2500 HR			
Lampo, Weichhart	Traviata TE 33	Studio	230	575	G 22	MSR 575 HR			
Lampo, Weichhart	3-Chroma		230	700	G 22	MSD 700			
Lane Lighting	Starlite MK5	Studio	230	1200	SFc15,5-6	MSI 1200			

For lamp ordering codes please check out our e-catalogue on [www.philips.com/lighting/entertainment](http://www.philips.com/lighting/entertainment)

Company	Model Name	Applications	Voltage (V)	Wattage (W)	Cap/base	PHILIPS type	ANSI	LIF	Remarks
Laser Media	LM 100 CDX	Fibre optics	230	100		UHP 100W			
Laser Media	LM 150 CDX	Fibre optics	230	150	AMP	CDM-SA / R 150W			
LDR	Aria	Profile	230/240	1000	GX 9,5	6995 P	FVA	CP/70 (CP/24)	
LDR	Canto 250 HR	Studio		250	GZY9.5	Ceramic ST 250 HR			
LDR	Canto 250 MSD	Studio	230	250	GY 9.5	MSD 250			
LDR	Canto 575	Studio	230	575	GX 9,5	MSD 575			
LDR	Canto 700	Studio	230	700	G 22	MSD 700			
LDR	Canto 1200 MSR	Studio	230	1200	G 22	MSR 1200			
LDR	Nota 650	Profile	230	650	GX9,5	6993P	FVC	CP/67 (CP/23)	
LDR	Nota 1000	Profile	230/240	1000	GX 9,5	6995 P	FVA	CP/70 (CP/24)	
LDR	Nota 1200	Profile	230	1200	GX9,5	6895P	-	CP/90	
LDR	Soffio 10 / 28	Architectural	230	150	G 12	CDM-T 150			
LDR	Soffio 20 / 40	Architectural	230	150	G 12	CDM-T 150			
LDR	Soffio 70	Architectural	230	70	G 12	CDM-T 70			
LDR	Soffio 150	Architectural	230	150	G 12	CDM-T 150			
LDR	Soffio 250	Architectural	230	250	GY 9.5	MSD 250			
LDR	Suono d10/28 profile spot	Studio	230	250	GY 9.5	MSD 250			
LDR	Suono d20/40 profile spot	Studio	230	250	GY 9.5	MSD 250			
LDR	Suopnoi F250 MSD Fresnel	Studio	230	250	GY 9.5	MSD 250			
LDR	Tono	Profile	230/240	2000	GY16	6994P	FTM	CP/72 (CP/43)	
Light & Sound Design	Icon	Studio	230	1200	GY 22	MSR 1200 SA			
Lighting Innovation	Super Beam 1200	Theater	80	1200	G22				
Lightwave	EC-I	Studio	230	575	GX 9,5	MSD 575			
Lightwave	ES-I	Studio	230	575	GX 9,5	MSD 575			
Lightwave	IMP 2.6	Studio	230	150	G 12	CDM-T 150 W / 942			
Litographic	Picturegraph MSD	Studio	230	200	GY 9.5	MSD 200			
Little Stage Lighting	E21						FEL		Various lens train lengths (6x9, 6x12 etc)
Little Stage Lighting	E509						FEL		
LMP	Intellabeam 700 HX	Studio	230	700	G 22	MSR 700 /2			
LMP	Lightwave	Studio	230	400	GX 9,5	MSR 400			
LSD	IconM projector with DLP technology	Studio	230	1200	GY 22	MSR 1200 SA			

For lamp ordering codes please check out our e-catalogue on [www.philips.com/lighting/entertainment](http://www.philips.com/lighting/entertainment)

Company	Model Name	Applications	Voltage (V)	Wattage (W)	Cap/base	PHILIPS type	ANSI	LIF	Remarks
LTM	Alimarc	Studio	230	1200	SFc 15,5-6	MSI 1200			
LTM	Alimarc	Studio	230	575	SFc 10-4	MSI 575			
LTM	AM 1000	Studio	230/240	1000	R7s	13989R	EKM	P2/7	
LTM	Ambiarc 575	Studio	230	575	SFc 10-4	MSI 575			
LTM	Ambiarc 1200	Studio	230	1200	SFc 15,5-6	MSI 1200			
LTM	Ambiarc 2500	Studio	230	2500	SFa 21-12	MSI 2500			
LTM	Ambiarc 2500	Studio	230	2500	G 38	MSR 2500 HR			
LTM	Cinepar 1200	Studio	230	1200	G 38	MSR 1200 HR			
LTM	Cinepar 2500	Studio	230	2500	G 38	MSR 2500 HR			
LTM	CY 1000, CYC 1000	Studio	230/240	1000	R7s	13989R	EKM	P2/7	
LTM	LT 650	Studio	230	650	G 22	6993 Z	FKH	CP/68 (CP/39)	
LTM	LT 1000	Studio	120/230/240	1000	G 22	6995 Z	EGT, FKJ	CP/71 (CP/40)	
LTM	LT 2000	Studio	120/230/240	2000	G38	6994Z	CYX, FKK, FKP	CP/41 (CP/73)	
LTM	LT 5000	Studio	230/240	5000	G38	6963Z	-	CP/85 (CP/29)	
LTM	Luxarc 575	Studio	230	575	SFc 10-4	MSI 575			
LTM	Luxarc 1200	Studio	230	1200	SFc 15,5-6	MSI 1200			
LTM	Luxarc 2500	Studio	230	2500	SFa 21-12	MSI 2500			
LTM	Luxarc 4000	Studio	380	4000	SFa 21-12	MSI 4000			
LTM	Luxarc 6000	Studio	230	6000	S 25,5 X 60	MSI 6000			
LTM	Luxarc 12000	Studio	380	12000	S 30 x 70	MSI 12000			
LTM	MINILUX 1000	Studio	230/240	1000	R7s	13989R	EKM	P2/7	
LTM	Pepper 200	Studio	230/240	300	GY9,5	6872P	FSL, FSK	CP/81	
LTM	Pepper 650	Studio	120/230/240	650	GY9,5	6638P	FRK, FRL, FRM	CP/89	
LTM	Pepper 650	Studio	230/240	300	GY9,5	6872P	FSL, FSK	CP/81	
LTM	Pepper 650	Studio	230/240	500	GY9,5	6873P	FRH, FRJ	CP/82	
LTM	Polysun 5000	Studio	230/240	5000	G38	6963Z	-	CP/85 (CP/29)	
LTM	Polysun 2000	Studio	120/230/240	2000	G38	6994Z	CYX, FKK, FKP	CP/41 (CP/73)	
LTM	Spotarc 575	Studio	230	575	SFc 10-4	MSI 575			
LTM	Spotarc 1200	Studio	230	1200	SFa 15,5-6	MSI 1200			
LTM	Spotarc 2500	Studio	230	2500	SFa 21-12	MSI 2500			
LTM	Softarc 575	Studio	230	575	SFc 10-4	MSI 575			
LTM	TV PRO 800	Studio	120/230	650	R7S	6365R	FAD	P2/6	

For lamp ordering codes please check out our e-catalogue on [www.philips.com/lighting/entertainment](http://www.philips.com/lighting/entertainment)

Company	Model Name	Applications	Voltage (V)	Wattage (W)	Cap/base	PHILIPS type	ANSI	LIF	Remarks
MAD Lighting	Axis	Moving head	230	250	GY 9.5	MSD 250 / 2			
MAD Lighting	Colour 21 I HP	DJ/Club	15	150	GZ 6,35	6423 FO XHP			
MAD Lighting	Futurescan I CE	Studio	230	150	G 12	CDM-T 150			
MAD Lighting	Futurescan II CE/CED	Studio	230	150	G 12	CDM-T 150			MBI 150
MAD Lighting	ITM 250	DJ/Club	230	250	GY 9.5	MSD 250			
MAD Lighting	Q-Range	DJ/Club	230	150	G 12	CDM-SA/T 150W / 942			
MAD Lighting	Q-scan-EXP	Scanner	230	150	G 12	CDM-T 150 W / 942			
MAD Lighting	Scan 305 HP	Scanner	15	150	GZ 6,35	6423 FO XHP			
MAD Lighting	Scan 41 I HP	Scanner	15	150	GZ 6,35	6423 FO XHP			
MAD Lighting	Star 205 HP	DJ/Club	15	150	GZ 6,35	6423 FO XHP			
MAD Lighting	Star 31 I HP	DJ/Club	15	150	GZ 6,35	6423 FO XHP			
Martin Professional	Acrobat	Scanner	24	250	G 6,35	7748XHP			6958 300h
Martin Professional	Adventurer	DJ/Club	12	100	GZ 6.35	6834FO			
Martin Professional	Alian 02	Event	230	150	G12	CDM-SA/T 150W/942			
Martin Professional	Atomic 3000 DMX	strobo	230	1000	spezial	XOP-15			
Martin Professional	Centrepiece	Centrepiece	230	1200	G 22	MSR 1200 / 2			
Martin Professional	CX 2	Color changer	24	250	GX 5.3	13163/5H & 13163/10H			
Martin Professional	CX 4	Color changer	230	150	G 12	CDM-SA/T 150/942			
Martin Professional	Destroyer	DJ/Club	24	250	GX 5.3	13163/5H & 13163/10H			
Martin Professional	Destroyer X250	DJ/Club	24	250	G 6,35	7748XHP			6958 300h
Martin Professional	Discovery	DJ/Club	12	100	GZ 6.35	6834FO			
Martin Professional	Ego 01	DJ/Club	24	250	GX 5.3	13163/5H & 13163/10H			
Martin Professional	Ego 02	DJ/Club	24	250	GX 5.3	13163/5H & 13163/10H			
Martin Professional	Exterior 200	Architectural	230	150	G 12	CDM-SA/T 150/942			
Martin Professional	Exterior 600	Architectural	230	575	GX 9.5	MSD 600			
Martin Professional	Exterior 2000	Architectural	230	150	G 12	CDM-SA/T 150/942			
Martin Professional	Fiber source	Fibre optics	230	150	G 12	CDM-SA/R 150W / 942			
Martin Professional	Imagescan	Projector	230	200	GY 9.5	MSD 200 / 2			
Martin Professional	Juggler	Scanner	24	250	G 6,35	7748XHP			6958 300h
Martin Professional	Lynx 100	DJ/Club	12	100	GZ 6.35	6834FO			
Martin Professional	Mac 250	Moving head	230	250	GY 9.5	MSD 250 / 2			
Martin Professional	Mac 300	Moving head	230	250	GY 9.5	MSD 250 / 2			

For lamp ordering codes please check out our e-catalogue on [www.philips.com/lighting/entertainment](http://www.philips.com/lighting/entertainment)

Company	Model Name	Applications	Voltage (V)	Wattage (W)	Cap/base	PHILIPS type	ANSI	LIF	Remarks
Martin Professional	Mac 250 Entour	Event	230	250	GY9.5	MSD 250/2			
Martin Professional	Mac 250 Krypton	Event	230	250	GY9.5	MSD 250/2			
Martin Professional	Mac 250 Wash	Event	230	250	GY9.5	MSD 250/2			
Martin Professional	Mac 550	Event	230	400	SFc 10-4	MSR 400SA/DE			
Martin Professional	Mac 500	Moving head	230	575	GX 9.5	MSR 575 / 2			
Martin Professional	Mac 600	Moving head	230	575	GX 9.5	MSR 575 / 2			
Martin Professional	Mac 600 NT	Moving head	230	575	GX 9.5	MSR 575 / 2 & MSD 575			
Martin Professional	Mac 1200	Moving head	230	1200	G 22	MSR 1200 / 2			HMI 1200 W / S
Martin Professional	Mac 2000	Moving head	230	1200	SFc 10-4	MSI 1200 W / S *			HMI 1200 W / S
Martin Professional	Mac 2000 Performance	Moving head	230	1200	SFc 10-4	MSI 1200 W / S *			
Martin Professional	Mac 2000 Wash	Moving head	230	2000	SFc 10-4	MSI 1200 W / S *			
Martin Professional	MACTW I	Studio/Theater	80	1200	PGJX50	Hi-Brite 1200 FastFit			NEW
Martin Professional	MACTW I	Studio/Theater	115	1200	PGJX50	1200/115 FastFit			NEW
Martin Professional	MACTW I	Studio/Theater	230	1200	PGJX50	1200/230 FastFit			NEW
Martin Professional	MACTW I	Studio/Theater	240	1200	PGJX50	1200/240 FastFit			NEW
Martin Professional	Maestro 2	Projector	230	150	G 12	CDM-SA /T 150W			
Martin Professional	Magic moon	DJ/Club	24	250	G 6,35	7748XHP			6958 300h
Martin Professional	Mini Mac Maestro	Architectural	230	150	G 12	CDM-SA/T 150W / 942			HTI 150W
Martin Professional	Ministar	DJ/Club	24	250	G 6,35	7748XHP			6958 300h
Martin Professional	MX	Scanner	24	250	GX 5.3	13163/5H & 13163/10H			
Martin Professional	MX-I	Scanner	24	250	GX 5.3	13163/5H & 13163/10H			
Martin Professional	MX 4	Scanner	230	150	G 12	CDM-SA/T 150/942			
Martin Professional	Pal 1200	Scanner	230	1200	G 22	MSR 1200 / 2			
Martin Professional	Pal 1200 effect	Scanner	230	1200	G 22	MSR 1200 / 2			
Martin Professional	Punisher	DJ/Club	24	250	GX 5.3	13163/5H & 13163/10H			
Martin Professional	Punisher X250	DJ/Club	24	250	G 6,35	7748XHP			6958 300h
Martin Professional	Rainbow	DJ/Club	24	250	G 6,35	7748XHP			6958 300h
Martin Professional	Raptor	Flower effect	24	250	GX 5.3	13163/5H & 13163/10H			
Martin Professional	Robocolor	Color changer	120	250	GY5.3	13095			
Martin Professional	Robocolor II	Color changer	120	250	GY5.3	13095			
Martin Professional	Robocolor pro 400	Color changer	230	200	GY 9.5	MSD 200 / 2			
Martin Professional	Robocolor pro 400 F-O	Fibre optics	230	200	GY 9.5	MSD 200 / 2			

For lamp ordering codes please check out our e-catalogue on [www.philips.com/lighting/entertainment](http://www.philips.com/lighting/entertainment)

Company	Model Name	Applications	Voltage (V)	Wattage (W)	Cap/base	PHILIPS type	ANSI	LIF	Remarks
Martin Professional	Roboscan 805	Scanner	24	150	G 6,35	7158XHP			
Martin Professional	Roboscan 1004	Scanner	24	250	G 6,35	7748XHP			6958 300h
Martin Professional	Roboscan 1004	Scanner	36	400	G 6,35	7787XHP			7787 LL 300h
Martin Professional	Roboscan pro 218	Scanner	230	200	GY 9.5	MSD 200 / 2			
Martin Professional	Roboscan pro 218 MK II	Scanner	230	200	GY 9.5	MSD 200 / 2			
Martin Professional	Roboscan pro 518	Scanner	230	200	GY 9.5	MSD 200 / 2			
Martin Professional	Roboscan pro 918	Scanner	230	575	GX 9.5	MSR 575 / 2			
Martin Professional	Roboscan pro 1220 CMYR	Scanner	230	1200	G 22	MSR 1200 / 2			
Martin Professional	Roboscan pro 1220 CMYR	Scanner	230	1200	SFc 15.5-6	MSI 1200			
Martin Professional	Roboscan pro 1220 RPR	Scanner	230	1200	G 22	MSR 1200 / 2			
Martin Professional	Roboscan pro 1220 RPR	Scanner	230	1200	SFc 15.5-6	MSI 1200			
Martin Professional	Roboscan pro 1220 XR	Scanner	230	1200	G 22	MSR 1200 / 2			
Martin Professional	Roboscan pro 1220 XR	Scanner	230	1200	SFc 15.5-6	MSI 1200			
Martin Professional	Robozap	Color changer	120	250	GY5.3	13095			
Martin Professional	Robozap MSR 1200	Color changer	230	1200	G 22	MSR 1200 / 2			
Martin Professional	Spinner	DJ/Club	120/230/240	300	GX-6,35	VL 300	-	-	
Martin Professional	Spinner	DJ/Club	230	300	GX 6.35	VL 300			
Martin Professional	Starflash	Color changer	230/240	300	GY9,5	6874P	-	M/38	Long life
Martin Professional	Sweeper	Color changer	12	100	GZ 6.35	6834FO			
Martin Professional	Supermoon	Flower effect	24	250	G 6,35	7748XHP			6958 300h
Martin Professional	SynchroZap	DJ/Club	230	200	GY 9.5	MSD 200 / 2			
Martin Professional	The wheeler	Centrepiece	120/230/240	300	GX-6,35	VL 300	-	-	
Martin Professional	The wheeler	Centrepiece	230	300	GX 6.35	VL 300			
Martin Professional	T-Rex	DJ/Club	24	250	GX 5.3	13163/5H & 13163/10H			
Martin Professional	Voyager	DJ/Club	12	100	GZ 6.35	6834FO			
Martin Professional	Wizard	DJ/Club	230	250	GY 9.5	MSD 250 / 2			
Milanolite USA	RX 12	Event	230	200/250	GY9.5	MSD200 & MSD 250/2			
Mole - Richardson	CST 250 fixture	Studio		250	GZY9.5	Ceramic ST 250 HR			
Mole - Richardson	Molebeam 1200	Projector	230	1200	G 38	MSR 1200 HR			
Mole - Richardson	Solar-Arc 575 W Typ 6141	Studio/Film	230	575	SFc 10-4	MSI 575			
Mole - Richardson	Solar-Arc 1200 W Typ 6151	Studio/Film	230	1200	SFc 15.5-6	MSI 1200			
Mole - Richardson	Solar-Arc 2500 W Typ 6161	Studio/Film	230	2500	SFa 21-12	MSI 2500			


For lamp ordering codes please check out our e-catalogue on [www.philips.com/lighting/entertainment](http://www.philips.com/lighting/entertainment)

Company	Model Name	Applications	Voltage (V)	Wattage (W)	Cap/base	PHILIPS type	ANSI	LIF	Remarks
Mole - Richardson	Solar-Arc 4000 W Typ 6171	Studio/Film	380	4000	SFa 21-12	MSI 4000			
Mole - Richardson	Solarspot 575 W HMI Typ 6241	Studio/Film	230	575	SFc 10-4	MSI 575			
Mole - Richardson	Solarspot 1200 W HMI Typ 6251	Studio/Film	230	1200	SFc 15,5-6	MSI 1200			
Mole - Richardson	Solarspot 2500 W HMI Typ 6261	Studio/Film	230	2500	SFa 21-12	MSI 2500			
Mole - Richardson	Solarspot 4000 W HMI Typ 6271	Studio/Film	380	4000	SFa 21-12	MSI 4000			
Mole - Richardson	01-200	Film	120/230/240	1000	G 22	6995 Z	EGT, FKJ	CP/71 (CP/40)	
Mole - Richardson	01-200	Film/studio	230	650	G 22	6993 Z	FKH	CP/68 (CP/39)	
Mole - Richardson	01-300	Film/studio	120/230/240	2000	G38	6994Z	CYX, FKK, FKP	CP/41 (CP/73)	
Mole - Richardson	01-400	Film / Studio	230/240	5000	G38	6963Z	-	CP/85 (CP/29)	
Mole - Richardson	02-200	Film/studio	230	650	G 22	6993 Z	FKH	CP/68 (CP/39)	
Mole - Richardson	02-200	Film	120/230/240	1000	G 22	6995 Z	EGT, FKJ	CP/71 (CP/40)	
Mole - Richardson	02-300	Film/studio	230/240	2000	GY 16	6994 P	FTM	CP/72 (CP/43)	
Mole - Richardson	02-400	Film / Studio	230/240	5000	G38	6963Z	-	CP/85 (CP/29)	
Mole - Richardson	03-100	Studio/Film	230	250	E 27	PF 207			
Mole - Richardson	03-100	Studio/Film	230	500	E 27	PF 308			
Mole - Richardson	03-500	Film	120/230/240	1000	R7S	7786R	FCM	P2/20	
Mole - Richardson	04-100	Film/studio	230	650	GX 9,5	6993 P	FVC	CP/67 (CP/23)	
Mole - Richardson	04-400	Film	120/230/240	1000	R7S	7786R	FCM	P2/20	
Mole - Richardson	05-300; 05-400	Film	120/230/240	1000	R7S	7786R	FCM	P2/20	
Mole - Richardson	05-500	Film	120/230/240	1000	R7S	7786R	FCM	P2/20	
Mole - Richardson	05-600	Film	120/230/240	1000	R7S	7786R	FCM	P2/20	
Mole - Richardson	06-100	Studio/Film	120/230/240	1000	R7S	7786R	FCM	P2/20	
Mole - Richardson	06-200	Studio/Film	120/230/240	1000	R7S	7786R	FCM	P2/20	
Mole - Richardson	06-300	Studio/Film	120/230/240	1000	R7S	7786R	FCM	P2/20	
Mole - Richardson	06-400	Studio/Film	120/230/240	1000	R7S	7786R	FCM	P2/20	
Mole - Richardson	08-200; 08-300	Studio/Film	230	575	SFc 10-4	MSI 575			
Mole - Richardson	08-400; 08-500	Studio/Film	230	1200	SFc 15,5-6	MSI 1200			
Mole - Richardson	08-600; 08-700	Studio/Film	230	2500	SFa 21-12	MSI 2500			
Mole - Richardson	08-800; 08-900	Studio/Film	380	4000	SFa 21-12	MSI 4000			
Mole - Richardson	12000/18000 Watt Daylight PAR	Studio/TV, Film		18000	GX51	MSR 18000 HR			NEW
Morpheus USA	BriteBurst 2000	Event	230	1200	SFc 10-4	MSI 1200W GS			
Narva, Imax	Followspot 2500	Followspot	230	2500	G 38	MSR 2500 HR			

For lamp ordering codes please check out our e-catalogue on [www.philips.com/lighting/entertainment](http://www.philips.com/lighting/entertainment)

Company	Model Name	Applications	Voltage (V)	Wattage (W)	Cap/base	PHILIPS type	ANSI	LIF	Remarks
Narva, lmax	408	Film	230/240	1000	R7s	13989R	EKM	P2/7	
Narva, lmax	805, 8058, 801	Floodlight	230/240	1000	R7s	13989R	EKM	P2/7	
Narva, lmax	H 1000 / IS	Film	230/240	1000	GX 9,5	6995 P	FVA	CP/70 (CP/24)	
Narva, lmax	H 1000 / IS	Film	230/240	1000	GX 9,5	6995 P	FVA	CP/70 (CP/24)	
Narva, lmax	H 1000 / IS	Film	230	1000	GX 9,5	6996 P	FWR, FWR	T/19 (T/11)	
Narva, lmax	H 2000 P	Film	120/230/240	2000	G38	6994Z	CYX, FKK, FKP	CP/41 (CP/73)	
Narva, lmax	H 2000 S	Film	120/230/240	2000	G38	6994Z	CYX, FKK, FKP	CP/41 (CP/73)	
Narva, lmax	H 2000 V	Profile	120/230/240	2000	G38	6994Z	CYX, FKK, FKP	CP/41 (CP/73)	
Narva, lmax	H 5000 P	Film	230/240	5000	G38	6963Z	-	CP/85 (CP/29)	
Narva, lmax	H 5000 S	Film	230/240	5000	G38	6963Z	-	CP/85 (CP/29)	
Narva, lmax	HV 5000	Theater	230/240	5000	G38	6963Z	-	CP/85 (CP/29)	
Niethammer; AVAB	HHG 522; HRN 500	Studio	120/230/240	1000	R 7s	1000T 3 Q / CL	-	-	
Niethammer; AVAB	HHL 125	Studio	230/240	1000	R7s	13989R	EKM	P2/7	
Niethammer; AVAB	HHL 514	Studio	230/240	1000	R7s	13989R	EKM	P2/7	
Niethammer; AVAB	HMS 109, 112, 117, 123, 130, 140, MPS 103; MVU 108, 113, MZU 106	Studio	230	1200	SFc 15,5-6	MSI 1200			
Niethammer; AVAB	HMZ 112, 115	Studio	230	1200	SFc 15,6-6	MSI 1200			
Niethammer; AVAB	HMZ 215	Studio	230	2500	G 38	MSR 2500 HR			
Niethammer; AVAB	HLS 100; HVM 100	Studio	230/240	1000	GX 9,5	6995 P	FVA	CP/70 (CP/24)	
Niethammer; AVAB	HPS 111, 117, 123, 130, 140	Studio	230/240	1000	GX 9,5	6995 P	FVA	CP/70 (CP/24)	
Niethammer; AVAB	HPZ 112	Studio	230/240	1000	GX 9,5	6995 P	FVA	CP/70 (CP/24)	
Niethammer; AVAB	HPZ 115	Studio	230/240	1000	GX9,5	6897P	FWS, FWT	T/29	Long life
Niethammer; AVAB	HPZ 212, 215	Studio	230/240	2000	GY 16	6994 P	FTM	CP/72 (CP/43)	
Niethammer; AVAB	HVM 212	Studio	230/240	2000	GY 16	6994 P	FTM	CP/72 (CP/43)	
Niethammer; AVAB	HVP 108	Studio	230	1000	GX 9,5	6996 P	FWR, FWR	T/19 (T/11)	
Niethammer; AVAB	HVP 108; HVS 100; HW 111	Studio	230	1000	GX 9,5	6996 P	FWR, FWR	T/19 (T/11)	
Niethammer; AVAB	HVS 65, 66	Studio	230	650	GX 9,5	6993 P	FVC	CP/67 (CP/23)	
Niethammer; AVAB	HVS 212	Studio	120/230/240	2000	G38	6994Z	CYX, FKK, FKP	CP/41 (CP/73)	
Niethammer; AVAB	HVU 208, HVU 213	Studio	230/240	2000	GY 16	6994 P	FTM	CP/72 (CP/43)	
Niethammer; AVAB	HVV 111	Studio	230	1000	GX 9,5	6996 P	FWR, FWR	T/19 (T/11)	
Niethammer; AVAB	HVV 209, HZU 208, HBP 218	Studio	230/240	2000	GY 16	6994 P	FTM	CP/72 (CP/43)	
Niethammer; AVAB	HZM 211, 215	Studio	230/240	2000	GY 16	6994 P	FTM	CP/72 (CP/43)	

For lamp ordering codes please check out our e-catalogue on [www.philips.com/lighting/entertainment](http://www.philips.com/lighting/entertainment)



TV/Studio Lighting:  
“They’ve got hot news... I’ve got cool lighting.”

**PHILIPS**

Company	Model Name	Applications	Voltage (V)	Wattage (W)	Cap/base	PHILIPS type	ANSI	LIF	Remarks
Niethammer, AVAB	MBP 118	Studio	230	1200	SFc 15,6-6	MSI 1200			
Niethammer, AVAB	MZS 104	Studio	230	1200	G 38	MSR 1200 HR			
Niethammer, AVAB	MZS 254	Studio	230	2500	G 38	MSR 2500 HR			
Niethammer, AVAB	MZU 256	Studio	230	2500	G 38	MSR 2500 HR			
Niethammer, AVAB	NVS 25; NW 25	Studio	24	250	G 6,35	7748XHP			6958 300h
Nigg Jürg	ColorVariant 575	Color changer	230	575	SFc 10-4	MSI 575			
Nigg Jürg	ColorVariant 1200	Color changer	230	1200	SFc 15,5-6	MSI 1200			
Nigg Jürg	ColorVariant 2500 / 4000	Color changer	230	2500	SFa 21-12	MSI 2500			
Nigg Jürg	ColorVariant 2500 / 4000	Color changer	380	4000	SFa 21-12	MSI 4000			
Nigg Jürg	ColorVariant 575 B	Color changer	230	575	SFc 10-4	MSI 575			
Nigg Jürg	ColorVariant 200 B	Color changer	230	200					
NJD	Booster	Outdoor-effect	230	2500	SFa 21-12	MSI 2500			
NJD	Chaos	Projector	12	100	GZ 6.35	6834FO			
NJD	chroma HX 250	Color changer	24	250	GX 5.3	13163/5H & 13163/10H			
NJD	Datamoon	Flower effect	24	250	GX 5.3	13163/5H & 13163/10H			
NJD	Eventprojektor	Projector	120	250	GY 5.3	13095			
NJD	Microbeam 100	Scanner	12	100	GZ 6.35	6834FO			
NJD	Predator HX	Scanner	24	250	GX 5.3	13163/5H & 13163/10H			
NJD	Psycho	Scanner	12	100	GZ 6.35	6834FO			
NJD	Quasar HX	Scanner	24	250	GX 5.3	13163/5H & 13163/10H			
NJD	Raptor HX	Scanner	24	250	GX 5.3	13163/5H & 13163/10H			
NJD	Spectre	Color changer	230/240	500	GY9,5	6877P	-	M/40	Long life
Novalight	Booster	DJ/Club	230	2500	SFa 21-12	MSI 2500			
Novalight	Divine	DJ/Club	230	1200	SFc 15,5-6	MSI 1200			
Novalight	Galaxy	DJ/Club	230	1200	SFc 15,5-6	MSI 1200			
Novalight	Revolution	DJ/Club	230	575	SFc 10-4	MSI 575			
Novalight	Rolling	Centrepiece	230	1200	G 38	MSR 1200 HR			
Novalight	Scenery	DJ/Club	230	575	SFc 10-4	MSI 575			
Novalight	Single	Outdoor-effect	230	1200	SFc 15,5-6	MSI 1200			
Novalight	Single Max 4000	Outdoor-effect	380	4000	SFa 21-12	MSI 4000			
Obendorfer J.	Bluelight 575 FL	Bluelight	230	575	SFc 10-4	MSI 575			
Obendorfer J.	Bluelight 1200 FL	Bluelight	230	1200	SFc 15,5-6	MSI 1200			

For lamp ordering codes please check out our e-catalogue on [www.philips.com/lighting/entertainment](http://www.philips.com/lighting/entertainment)

Company	Model Name	Applications	Voltage (V)	Wattage (W)	Cap/base	PHILIPS type	ANSI	LIF	Remarks
Obendorfer J.	Bluelight 2500 FL	Bluelight	230	2500	SFa 21-12	MSI 2500			
Obendorfer J.	Bluelight 4000 FL	Bluelight	380	4000	SFa 21-12	MSI 4000			
Obendorfer J.	Bluelight 575 ST	Bluelight	230	575	SFc 10-4	MSI 575			
Obendorfer J.	Bluelight 1200 ST	Bluelight	230	1200	SFc 15,5-6	MSI 1200			
Obendorfer J.	Bluelight 2500 ST	Bluelight	230	2500	SFa 21-12	MSI 2500			
Obendorfer J.	Bluelight 4000 ST	Bluelight	380	4000	SFa 21-12	MSI 4000			
Obendorfer J.	Bluelight 6000 ST	Bluelight	230	6000	S 25,5 X 60	MSI 6000			
Omarte	Topower 2000	Event		2000	PGJX50	MSR Gold 2000 FastFit			NEW
Opti Kinetics	GoBo Pro	Projector	230	250	GY 9,5	MSD 250			
Opti Kinetics	GoBo Show	Projector	230	150	G 12	CDM-T 150W /942			
Odyssey USA	Ody 575 Spot	Event	230	575	GX9,5	MSR 575/2 & MSD575			
Opti Kinetics	Opti K4 Projector	Projector	230	575	GX 9.5	MSR 575 / 2			
Pani Ludwig	BEAMLIGHT 750	Studio	230/240	1000	GX 9,5	6995 P	FVA	CP/70 (CP/24)	
Pani Ludwig	CAROUSEL SAV 2000	Studio	24	250	G 6.35	7748XHP			6958 300h
Pani Ludwig	CASTOR 270	Studio	120/230/240	2000	G38	6994Z	CYX, FKK, FKP	CP/41 (CP/73)	
Pani Ludwig	CYCLORAMA IRIS	Studio	120/230	650	R7S	6365R	FAD	P2/6	
Pani Ludwig	Followspot D 712, D 713, D 720	Studio	230	1200	SFc 15,5-6	MSI 1200			
Pani Ludwig	Followspot H 650	Studio	230/240	650	GX 6,35	PF 813	BVM	PI/13	
Pani Ludwig	Followspot H 650	Studio	230	650	GX 6,35-25	PF 813	BVM	PI/13	
Pani Ludwig	Followspot HV 1000	Studio	230/240	1000	GX 6,35	PF 811	EGY	PI/15	
Pani Ludwig	Followspot HV 1000	Studio	230	1000	GX 6,35	PF 811	EGY	PI/15	
Pani Ludwig	Followspot HV 2002	Studio	230/240	2000	GY 16	6994 P	FTM	CP/72 (CP/43)	
Pani Ludwig	Followspot HV 1001	Studio	230/240	1000	GX 9,5	6995 P	FVA	CP/70 (CP/24)	
Pani Ludwig	Followspot LH 1000	Studio	230/240	1000	GX 9,5	6995 P	FVA	CP/70 (CP/24)	
Pani Ludwig	Fresnel ST 5000	Studio	230/240	5000	G38	6963Z	-	CP/85 (CP/29)	
Pani Ludwig	Fresnel 243 BP (ST 2000)	Studio	120/230/240	2000	G38	6994Z	CYX, FKK, FKP	CP/41 (CP/73)	
Pani Ludwig	Fresnel 743 (ST 1000)	Studio	230/240	1000	GX 9,5	6995 P	FVA	CP/70 (CP/24)	
Pani Ludwig	Fresnel 803	Studio	230/240	650	P 28s	6998 C	FKB	T/22 (T/13)	
Pani Ludwig	HMI-Followspot 1,2 HMI	Studio	230	1200	SFc 15,5-6	MSI 1200			
Pani Ludwig	HORIZONT HB 1000	Studio	230/240	1000	R7s	13989R	EKM	P2/7	
Pani Ludwig	JANEBEAM 3142	Studio	230/240	800	R7S	13162R	DXX	P2/13	
Pani Ludwig	Linsenscheinfer LH 2000	Studio	230/240	2000	GY 16	6994 P	FTM	CP/72 (CP/43)	

For lamp ordering codes please check out our e-catalogue on [www.philips.com/lighting/entertainment](http://www.philips.com/lighting/entertainment)

Company	Model Name	Applications	Voltage (V)	Wattage (W)	Cap/base	PHILIPS type	ANSI	LIF	Remarks
Pani Ludwig	MINI Spot 105/106	Studio	12	100	GY 6,35	7023			
Pani Ludwig	MINI Spot 105/106	Studio	12	100	GY 6,35	7724			
Pani Ludwig	Mod. 253 H	Studio	120/230/240	2000	G38	6994Z	CYX, FKK, FKP	CP/41 (CP/73)	
Pani Ludwig	Mod. 763; 764; 750; 774	Studio	230	1000	GX 9,5	6996 P	FWR, FWR	T/19 (T/1 I)	
Pani Ludwig	PALLAS	Studio	230/240	625	R7s	7775R/16	-	P2/10	
Pani Ludwig	POLARIS 260	Studio	230	650	G 22	6993 Z	FKH	CP/68 (CP/39)	
Pani Ludwig	POLARIS 260	Studio	120/230/240	1000	G 22	6995 Z	EGT, FKJ	CP/71 (CP/40)	
Pani Ludwig	PROJEKTOR BP 1,2 HMI	Studio	230	1200	SFc 15,5-6	MSI 1200			
Pani Ludwig	PROJEKTOR BP 2 II	Studio	230/240	2000	GY 16	6994 P	FTM	CP/72 (CP/43)	
Pani Ludwig	PROJEKTOR BP 4 HMI	Studio	380	4000	SFa 21-12	MSI 4000			
Pani Ludwig	PROJEKTOR BP 5 II	Studio	230/240	5000	G38	6963Z	-	CP/85 (CP/29)	
Pani Ludwig	PROJEKTOR BP 6 Gold	Studio	230	6000	S 25,5 X 60	MSI 6000			
Pani Ludwig	T-Spot T 64	Studio	230/240	1000	GX 9,5	6995 P	FVA	CP/70 (CP/24)	
Pani Ludwig	T-Spot, 743/750	Studio	230/240	650	GX9,5	6998P	-	T/21 (T/12)	Long life
Panther GmbH	FL 575 + ST 575	Helios Daylight spot	95	575	SFc 10-4	MSI 575			
Panther GmbH	FL 1200 + ST 1200	Helios Daylight spot	230	1200	SFc 15,5-6	MSI 1200			
Panther GmbH	FL 2500	Helios Daylight spot	230	2500	SFa 21-12	MSI 2500			
Panther GmbH	FLIB 575 + STIB 575	Helios Daylight spot	95	575	SFc 10-4	MSI 575			
PC Lights	Turbo PAR CDM	Dynamic architectural				CDM-SA/T 150W/942 & HSD150W			
PC Lights	Turbo 700 W		230	700	G 22	MSR 700 / 2			
PC Lights	Turbo 700W	Dynamic architectural	230	700	G22	MSR 700/2 & MSD 700			
Philips	Proflood	Dynamic architectural	230	150	G12	CDM-SA/T 150W/942			
PR Lighting	Design 150	Dynamic architectural	230	150	G12	CDM-SA/T 150W/942 & HSD150W			
PR Lighting		Dynamic architectural	230	2500	(P)SFC	MSA 2500 DE			
PR Lighting	Moon, Tornado, Nova, Planet Scan	Event	230	250	GY9,5	MSD 250			
PR Lighting	Navigator PRI200	Event	230	1200	GY22	MSR 1200 SA			
PR Lighting	Pilot 250	Event	230	250	GY9,5	MSD 250			
PR Lighting	XLI 800	Event		1200	PGJX50	MSR Gold 1200 FastFit			NEW
PROEL	Dreamlight	Event	230	1200	SFc 10-4	MSR 1200 SA/DE			
Proficolor	Prolux 575 P 6 K 5	Prolux	230	575	SFc 10-4	MSI 575			

For lamp ordering codes please check out our e-catalogue on [www.philips.com/lighting/entertainment](http://www.philips.com/lighting/entertainment)

Company	Model Name	Applications	Voltage (V)	Wattage (W)	Cap/base	PHILIPS type	ANSI	LIF	Remarks
Proficolor	Prolux 1200 P 6 K 12	Prolux	230	1200	SFc 15,5-6	MSI 1200			
PSL	Follow Spot 1200 W MSR & MSI	Event	230	1200	G 22	MSR 1200			
PSL	Omniscan HQ1 Plus	Event	230	150	G 12	CDM-T 150W			
PSL	Omniscan MSD 250	Event	230	250	GY 9.5	MSD 250			
PSL	Tremors	Event	24	250	G 6.35	7748XHP			6958 300h
Qmaxz	QME 700P	Event		700	PGJX50	MSR Gold 700 FastFit			NEW
Reiche & Vogel	AF 1000 20102	Floodlight	230/240	1000	R7s	13989R	EKM	P2/7	
Reiche & Vogel	AF 1000 20102	Floodlight	230/240	1250	R 7s	6358 R	-	P2/12	
Reiche & Vogel	AF 1000 20102	Floodlight	230/240	625	R7s	7775R/16	-	P2/10	
Reiche & Vogel	AKL 10000 - 12° / 23°	Studio	230	1000	GX 9.5	6984 P	-	CP/63	
Reiche & Vogel	AKL 10000 - 12° / 23°	Studio	230	650	GX 9,5	6999 P	-	CP/65	
Reiche & Vogel	APL 650 / 1000	Studio	230	1000	GX 9.5	6984 P	-	CP/63	
Reiche & Vogel	APL 650 / 1000	Studio	230	650	GX 9,5	6999 P	-	CP/65	
Reiche & Vogel	APL 2000	Studio	120/230/240	1000	G 22	6995 Z	EGT,FKJ	CP/71 (CP/40)	
Reiche & Vogel	ASL 1000 N	Studio	230	1000	GX 9.5	6984 P	-	CP/63	
Reiche & Vogel	ASL 1000 N	Studio	230	650	GX 9,5	6999 P	-	CP/65	
Reiche & Vogel	EL 650 18001	Studio	230	650	GX 9,5	6993 P	FVC	CP/67 (CP/23)	
Reiche & Vogel	EL 1000 18201	Studio	230/240	1000	GX 9,5	6995 P	FVA	CP/70 (CP/24)	
Reiche & Vogel	EL 2000 18801; ELK 2000 18901	Studio	230/240	2000	GY 16	6994 P	FTM	CP/72 (CP/43)	
Reiche & Vogel	ELK 650 18003	Studio	230	650	GX 9,5	6993 P	FVC	CP/67 (CP/23)	
Reiche & Vogel	ELK 650 18003	Theater	230/240	650	GX9,5	6998P	-	T/21 (T/12)	Long life
Reiche & Vogel	ELK 1000 18301; ELL 1000 18401	Theater	230	1000	GX 9,5	6996 P	FWR,FWR	T/19 (T/11)	
Reiche & Vogel	ELL 650 18002	Theater	230/240	650	GX9,5	6998P	-	T/21 (T/12)	Long life
Reiche & Vogel	ELL 2000 18701	Studio	230/240	2000	GY 16	6994 P	FTM	CP/72 (CP/43)	
Reiche & Vogel	F 4 2701 I	Floodlight	230/240	1000	R7s	13989R	EKM	P2/7	
Reiche & Vogel	F 4 2701 I	Floodlight	230/240	1250	R 7s	6358 R	-	P2/12	
Reiche & Vogel	F 4 2701 I	Floodlight	230/240	625	R7s	7775R/16	-	P2/10	
Reiche & Vogel	FSP 5310I	Special purpose	12	100	GY 6,35	7023			
Reiche & Vogel	FSP 5310I	Special purpose	12	100	GY 6,35	7724			
Reiche & Vogel	H 1000 N 10105	Theater	230/240	650	GX9,5	6998P	-	T/21 (T/12)	Long life
Reiche & Vogel	H 1000 S 10106	Studio	230/240	1000	GX 9,5	6995 P	FVA	CP/70 (CP/24)	
Reiche & Vogel	H 1000 S 10106	Theater	230	1000	GX 9,5	6996 P	FWR,FWR	T/19 (T/11)	

For lamp ordering codes please check out our e-catalogue on [www.philips.com/lighting/entertainment](http://www.philips.com/lighting/entertainment)

Company	Model Name	Applications	Voltage (V)	Wattage (W)	Cap/base	PHILIPS type	ANSI	LIF	Remarks
Reiche & Vogel	H 2000 N 10305	Studio	230/240	2000	GY 16	6994 P	FTM	CP/72 (CP/43)	
Reiche & Vogel	H 2000 S 10306	Studio	230/240	2000	GY 16	6994 P	FTM	CP/72 (CP/43)	
Reiche & Vogel	H 5000 / 10000 10403	Film / Studio	230/240	5000	G38	6963Z	-	CP/85 (CP/29)	
Reiche & Vogel	HL 1000 B 16102	Studio	230/240	1000	GX 9,5	6995 P	FVA	CP/70 (CP/24)	
Reiche & Vogel	HL 1000 B 16102	Theater	230	1000	GX 9,5	6996 P	FWR,FWR	T/19 (T/11)	
Reiche & Vogel	HL 1000 B 16102	Theater	230/240	650	GX9,5	6998P	-	T/21 (T/12)	Long life
Reiche & Vogel	HL 2000 B 16202	Studio	230/240	2000	GY 16	6994 P	FTM	CP/72 (CP/43)	
Reiche & Vogel	HP 2000 50212	Projector	230/240	2000	GY 16	6994 P	FTM	CP/72 (CP/43)	
Reiche & Vogel	HP 5000 50213	Projector	230/240	5000	G38	6963Z	-	CP/85 (CP/29)	
Reiche & Vogel	HV 1000 20003	Floodlight	230/240	1000	R7s	13989R	EKM	P2/7	
Reiche & Vogel	HV 1000 20003	Floodlight	230/240	1250	R 7s	6358 R	-	P2/12	
Reiche & Vogel	L 500	Studio	230	650	GX 9,5	6993 P	FVC	CP/67 (CP/23)	
Reiche & Vogel	L 500	Theater	230/240	650	GX9,5	6998P	-	T/21 (T/12)	Long life
Reiche & Vogel	L 1000 16101	Studio	230	650	GX 9,5	6993 P	FVC	CP/67 (CP/23)	
Reiche & Vogel	L 2000 16201	Studio	230/240	2000	GY 16	6994 P	FTM	CP/72 (CP/43)	
Reiche & Vogel	L 5000 16401	Studio	230/240	5000	G38	6963Z	-	CP/85 (CP/29)	
Reiche & Vogel	LK 4000 26601	Theater	380	4000	SFa 21-12	MSI 4000			
Reiche & Vogel	NELK 650 / 1000	Studio	230	1000	GX 9,5	6984 P	-	CP/63	
Reiche & Vogel	NELK 650 / 1000	Studio	230	650	GX 9,5	6999 P	-	CP/65	
Reiche & Vogel	NELK 2000	Studio	230/240	2000	GY 16	6994 P	FTM	CP/72 (CP/43)	
Reiche & Vogel	Nr. 415	Special purpose	230/240	2000	GY 16	6994 P	FTM	CP/72 (CP/43)	
Reiche & Vogel	Nr. 650	Special purpose	230	650	GX 9,5	6993 P	FVC	CP/67 (CP/23)	
Reiche & Vogel	Nr. 650	Special purpose	230/240	650	GX9,5	6998P	-	T/21 (T/12)	Long life
Reiche & Vogel	Nr. 1012, 1012b	Special purpose	230	650	G 22	6993 Z	FKH	CP/68 (CP/39)	
Reiche & Vogel	Nr. 1168c, 1168b	Special purpose	230/240	1000	R7s	13989R	EKM	P2/7	
Reiche & Vogel	Nr. 1202	Special purpose	230/240	1000	GX 9,5	6995 P	FVA	CP/70 (CP/24)	
Reiche & Vogel	Nr. 1202	Special purpose	230	1000	GX 9,5	6996 P	FWR,FWR	T/19 (T/11)	
Reiche & Vogel	Nr. 1206, 1207	Special purpose	230/240	2000	GY 16	6994 P	FTM	CP/72 (CP/43)	
Reiche & Vogel	P 1000 50001	Projector	230/240	1000	GX 9,5	6995 P	FVA	CP/70 (CP/24)	
Reiche & Vogel	P 1000 50001	Projector	230	1000	GX 9,5	6996 P	FWR,FWR	T/19 (T/11)	
Reiche & Vogel	P 2000 50002	Projector	230/240	2000	GY 16	6994 P	FTM	CP/72 (CP/43)	
Reiche & Vogel	P 5000 50201	Projector	230/240	5000	G38	6963Z	-	CP/85 (CP/29)	

For lamp ordering codes please check out our e-catalogue on [www.philips.com/lighting/entertainment](http://www.philips.com/lighting/entertainment)

Company	Model Name	Applications	Voltage (V)	Wattage (W)	Cap/base	PHILIPS type	ANSI	LIF	Remarks
Reiche & Vogel	STL 2500 MS	Studio	230/240	2500	G 22	6894 Y	-	CP/91	
Reiche & Vogel	STL 1200 MS	Theater	230/240	1000	GX9,5	6897 P	FWS, FWT	T/29	Long life
Reiche & Vogel	STL 1200 OS	Studio	230	1000	GX 9.5	6984 P	-	CP/63	
Reiche & Vogel	STL 1200 OS	Studio	230	1000	GX 9.5	6984 P	-	CP/63	
Reiche & Vogel	TL 250	Spotlight	230	250	GY 9,5	SN 250			
Reiche & Vogel	TL 500	Spotlight	230	440	GX 9,5	SN 500			
Reiche & Vogel	TL 575	Spotlight	230	575	SFc 10-4	MSI 575			
Reiche & Vogel	TL 1200 N 10801	Spotlight	230	1200	SFc 15,5-6	MSI 1200			
Reiche & Vogel	TL 2500 N 10901	Spotlight	230	2500	SFa 21-12	MSI 2500			
Reiche & Vogel	TL 4000 N 11001	Spotlight	380	4000	SFa 21-12	MSI 4000			
Reiche & Vogel	V 400 26901	Theater	36	400	G 6,35	7787XHP			
Reiche & Vogel	V 2000 26201	Followspot	230/240	2000	GY 16	6994 P	FTM	CP/72 (CP/43)	
Reiche & Vogel	55 N, 55 St	Film / Studio	230/240	5000	G38	6963 Z	-	CP/85 (CP/29)	
Reiche & Vogel	89 / 1 27201	Floodlight	230/240	1000	R7s	13989 R	EKM	P2/7	
Reiche & Vogel	89 / 1, 89 / 2	Floodlight	230/240	1000	R7s	13989 R	EKM	P2/7	
Reiche & Vogel	89 / 1, 89 / 2	Floodlight	230/240	1250	R 7s	6358 R	-	P2/12	
Reiche & Vogel	93 20501	Floodlight	230/240	1000	R7s	13989 R	EKM	P2/7	
Reiche & Vogel	93 20501	Floodlight	230/240	4x1250	R 7s	6358 R	-	P2/12	
Robe	Beam 250	Color changer	230	250	GY 9,5	MSD 250 / 2			
Robe	Color Mix 150 profile	Color changer	230	150	G 12	CDM-SA / T 150 W			
Robe	Color Mix 150 wash	Color changer	230	150	G 12	CDM-SA / T 150 W			
Robe	Color Mix 250	Color changer	230	250	GY 9.5	MSD 250 / 2			
Robe	Color Spot 170	Moving head	230	150	G 12	CDM-SA / T 150 W			
Robe	Color Spot 1200	Moving head	230	1200	GY22	MSR 1200 SA			
Robe	ColorSpot 700E AT	Event		700	PGJX50	MSR Gold 700 FastFit			NEW
Robe	ColorSpot 2500E AT	Event		1200	PGJX50	MSR Gold 1200 FastFit			NEW
Robe	ColorWash 700E AT	Event		700	PGJX50	MSR Gold 700 FastFit			NEW
Robe	ColorWash 750 AT Tungsten	Studio/Theater	80	750	PGJX50	Hi-Brite 750 FastFit			NEW
Robe	ColorWash 2500E AT	Event		1200	PGJX50	MSR Gold 1200 FastFit			NEW
Robe	DJ Scan 250	Scanner	230	250	GY 9.5	MSD 250 / 2			
Robe	Ecolor	Architectural	230	250	GY 9.5	MSD 250 / 2			
Robe	Movitech 575	Moving head	230	575	GX 9.5	MSR / MSD 575 (/2)			

For lamp ordering codes please check out our e-catalogue on [www.philips.com/lighting/entertainment](http://www.philips.com/lighting/entertainment)

Company	Model Name	Applications	Voltage (V)	Wattage (W)	Cap/base	PHILIPS type	ANSI	LIF	Remarks
Robe	MS Zoom 250 XT	Moving head	230	250	GY 9.5	MSD 250 / 2			
Robe	Recessed Spot 170	Moving head	230	150	G 12	CDM-SA / T 150 W			
Robe	Recessed Wash 150	Moving head	230	150	G 12	CDM-SA / T 150 W			
Robe	Scan 250	Scanner	230	250	GY 9.5	MSD 250 / 2			
Robe	Scan 575	Scanner	230	575	SFc 10-4	MSI 575			
Robe	Scan 1200	Scanner	230	1200	SFc 15,5-6	MSI 1200			
Robe	Spot 150 XT	Moving head	230	150	G 12	CDM-SA / T 150 W			
Robe	Spot 160 XT	Moving head	230	150	G 12	CDM-SA / T 150 W			
Robe	Spot 250 XT	Moving head	230	250	GY 9.5	MSD 250 / 2			
Robe	Spot 575 XT	Moving head	230	575	GX 9.5	MSR 575 / 2			
Robe	Wash 150 XT	Moving head	230	150	G 12	CDM-SA / T 150 W			
Robe	Wash 250 XT	Moving head	230	250	GY 9.5	MSD 250 / 2			
Robe	Wash 575 XT	Moving head	230	575	GX 9.5	MSR 575 / 2			
Robert Juliat	Aramis	Theater	230	2500	SFa 21-12				
Robert Juliat	Cyrano	Theater	230	2500	SFa 21-12				
Robert Juliat	Foxie	Theater	230	700	G 22	MSR / MSD 700			
Robert Juliat	Ivanhoe	Theater	230	2500	SFa 21-12				
Robert Juliat	Korrigan	Theater	230	1200	SFc 15,5-6	MSI 1200			
Robert Juliat	Manon	Theater	230	1200	GY22	MSR1200/MSD1200			
Robert Juliat	Marius	Theater	230	1200	G 22	MSR 1200			
Robert Juliat	Quincy	Theater	230	575	GX9.5	MSR575/MSD575			
Robert Juliat	Topaze	Theater	230	1200	G 22	MSR 1200			
Robert Juliat	Tungstein 300 / 650	Theater	230	650	GX 9,5	6993 P	FVC	CP/67 (CP/23)	
Robert Juliat	Tungstein 300 / 1000	Theater	230	1000	GX 9.5	6984 P	-	CP/63	
Robert Juliat	Tungstein 300 / 1200	Theater	230	1200	GX9,5	6895P	-	CP/90	
Robert Juliat	Tungstein 300 / 2000	Theaterspot	230	2000	G 22	6994 Y	-	CP/75 (CP/55)	
Robert Juliat	Tungstein 300 / 2500	Theater	230/240	2500	G 22	6894 Y	-	CP/91	
Robert Juliat	Tungstein 500	Theaterspot	230	2500	G 38	MSR 2500 HR			
Robert Juliat	Victor	Theater		1800	SFc 15,5-6	MSR 1800 DE			NEW
Robert Juliat	400 SX Range	Profiler	230	700	G 22	MSR 700/2			
Robert Juliat	600 SX Range	Profile	230	1000	GX 9.5	6984 P	-	CP/63	
Robert Juliat	700 SX Range	Profile	230/240	2500	G 22	6894 Y	-	CP/91	

For lamp ordering codes please check out our e-catalogue on [www.philips.com/lighting/entertainment](http://www.philips.com/lighting/entertainment)

Company	Model Name	Applications	Voltage (V)	Wattage (W)	Cap/base	PHILIPS type	ANSI	LIF	Remarks
Robert Juliat	900 SX Range	Profiler	230	2500	G 38	MSR 2500 HR			
Sachtler	Director 575 D	Studio	230	575	G 22	MSR 575 HR			
Sachtler	Director 1200 D	Studio	230	1200	G 38	MSR 1200 HR			
Sachtler	Director 650 H	Studio	120/230/240	650	GY9,5	6638P	FRK, FRL, FRM	CP/89	
Sachtler	Director 1000 H	Studio	120/230/240	1000	G 22	6995 Z	EGT, FKJ	CP/71 (CP/40)	
Sachtler	Director 2000 H	Studio	230/240	2000	GY 16	6994 P	FTM	CP/72 (CP/43)	
Sachtler	Director II Universal Ceramic 250W	Studio		250	GZY9,5	Ceramic ST 250 HR			
Sachtler	Production 575 D	Studio	230	575	G 22	MSR 575 HR			
Sachtler	Production 1200 D	Studio	230	1200	G 38	MSR 1200 HR			
Sachtler	Reporter 100 H	Reporter	12	100	GX 6,35	7023			
Sachtler	Reporter 300 H	ENG	220	300	GX 6,35	PF 808	-	-	
Sachtler	Reporter 300 H	Reporter	220	300	GX 6,36	PF 809			
Sachtler	Reporter 650 H	ENG	120/230/240	650	GY9,5	6638P	FRK, FRL, FRM	CP/89	
Sachtler	Reporter 650 H	ENG	230/240	650	GY 9,5	6823P	GCK/GCT, GCL/GCS	T/27 (T/26)	Long life
Sagitter	Acclaim	Theater	230/240	650	GY 9,5	6823P	GCK/GCT, GCL/GCS	T/27 (T/26)	Long life
Sagitter	Acclaim	Theater	230/240	500	GY9,5	6877P	-	M/40	Long life
Sagitter	Active color	Color changer	230	250	GY 9,5	MSD 250			
Sagitter	Arena	Theater	230/240	2500	G 22	6894Y	-	CP/91	
Sagitter	Arena	Theater	230/240	2000	GY16	6994P	FTM	CP/72 (CP/43)	
Sagitter	Flexo	Moving head	230	150	G 12	CDM-SA / T 150W			
Sagitter	Hypercolor	Color changer	230	575	GX 9,5	MSD 575			
Sagitter	Hypercolor 575	Scanner	230	575	GX 9,5	MSR 575 / 2			
Sagitter	Infinity	Scanner	230	1200	G22	MSR 1200			
Sagitter	Miniscan	Scanner	230	250	GY 9,5	MSD 250			
Sagitter	Moving FX 2002	Moving head	230	259	GY 9,5	MSD 250			
Sagitter	Moving spot 250	Moving head	220	250	GY 9,5	MSD 250			
Sagitter	Moving Spot 575	Moving head	230	575	GX 9,5	MSR 575 / 2			
Sagitter	Moving wash 250	Moving head	220	250	GY 9,5	MSD 250			
Sagitter	Moving wash 575	Moving head	230	575	GX 9,5	MSR 575 / 2			
Sagitter	Murales 2500	Theater, TV, Interior architectural	230	2500		MSA 2500W/DE			
Sagitter	Pro file	Spotlight	115/230/240	575, 600	G 9,5	6989P, 6986P	GLC, GKV	-	

For lamp ordering codes please check out our e-catalogue on [www.philips.com/lighting/entertainment](http://www.philips.com/lighting/entertainment)

Company	Model Name	Applications	Voltage (V)	Wattage (W)	Cap/base	PHILIPS type	ANSI	LIF	Remarks
Sagitter	Tracer Follow Spot	Theater	230	1200	G 22	MSR 1200 / 2			
Sagitter	Wall Color 150	Architectural	230	150	G 12	CDM-T 150W / 942			
Sagitter	Wall Color 250	Architectural	220	250	GY 9.5	MSD 250			
Selecon	Acclaim	Theater	230/240	650	GY 9.5	6823P	GCK/GCT, GCL/GCS	T/27 (T/26)	Long life
Selecon	Acclaim	Theater	230/240	500	GY9,5	6877P	-	M/40	Long life
Selecon	Acclaim axial	Theater		600	G9.5	6986P/6991P	GLC, GKV		
Selecon	Arena	Theater	230/240	2500	G 22	6894Y	-	CP/91	
Selecon	Arena	Theater	230/240	2000	GY 16	6994 P	FTM	CP/72 (CP/43)	
Selecon	Astral	Dynamic architectural	230	150	G12	CDM-SA/T 150W/942			
Selecon	Pacific	Theater	115/120/ 230/240	1000	GY 9.5	6995 I/BP	GAC, GAB, GAD	-	
Selecon	Pacific CST 250	Studio		250	GZY9.5	Ceramic ST 250 HR			
Selecon	Pacific 80V	Spot	24	250	G 6.35	6958XHP			
Selecon	Pacific 80V	Theater	80	1200	G22	6980Z	-	CP/110	
Selecon	Pacific 150 W	Architectural	230	150	G 12	CDM-SA/T 150W / 942			
Selecon	Pacific 575 W	Spot	230	575	GX 9.5	MSR 575 / 2			
Selecon	Pacific 600 W	Theater	115/230/240	575, 600	G 9.5	6989P, 6986P	GLC, GKV	-	
Selecon	Rama	Theater		1000-1200	GX9.5-G22			T19,CP70,T29,CP71	
Selecon	Rua	Event		1200	PGJX50	MSR Gold 1200 FastFit			NEW
Selecon	Tahi	Event		1200	PGJX50	MSR Gold 1200 FastFit			NEW
Selecon	TORU	Event		1200	PGJX50	MSR Gold 1200 FastFit			NEW
SGM Elettronica	Colorlab 250	Color changer	24	250	G 6,35	7748XHP			6958 300h
SGM Elettronica	Colorlab 575	Color changer	230	575	SFc 10-4	MSI 575			
SGM Elettronica	Colorlab 575/HP	Color changer	230	575	SFc 10-4	MSI 575			
SGM Elettronica	Colorlab 1200/HP	Color changer	230	1200	SFc 15.5-6	MSI 1200			
SGM Elettronica	Colorlab 1200/HP	Color changer	230	1200	SFc 15.5-6	MSI 1200			
SGM Elettronica	Colorlab 1200/HP-EB	Color changer	230	1200	SFc 15.5-6	MSI 1200			
SGM Elettronica	Colorlab 1200/HP-EB	Color changer	230	1200	SFc 15.5-6	MSI 1200			
SGM Elettronica	Colour Dynamic	DJ/Club	12	100	GZ 6.35	6834FO			
SGM Elettronica	Cyberscan	Scanner	230	250	GY 9.5	MSD 250			
SGM Elettronica	ESA 400	Centrepiece	36	400	G 6,35	7787XHP			7787 LL 300h
SGM Elettronica	Excalibur 250	Centrepiece	75	250	GY 9.5	SN 250/505			

For lamp ordering codes please check out our e-catalogue on [www.philips.com/lighting/entertainment](http://www.philips.com/lighting/entertainment)

Company	Model Name	Applications	Voltage (V)	Wattage (W)	Cap/base	PHILIPS type	ANSI	LIF	Remarks
SGM Elettronica	Galileo ray	Scanner	230	575	SFc 10-4	MSI 575			
SGM Elettronica	Galileo 575	Scanner	230	575	SFc 10-4	MSI 575			
SGM Elettronica	Galileo 1200	Scanner	230	1200	SFc 15.5-6	MSI 1200			
SGM Elettronica	Galileo II 575/HP	Scanner	230	575	SFc 10-4	MSI 575			
SGM Elettronica	Galileo II 1200/HP	Scanner	230	1200	SFc 15.5-6	MSI 1200			
SGM Elettronica	Galileo II 1200/HP-EB	Scanner	230	1200	SFc 15.5-6	MSI 1200			
SGM Elettronica	Galileo IV 1200/HP	Scanner	230	1200	SFc 15.5-6	MSI 1200			
SGM Elettronica	Galileo IV 1200/HP-EB	Scanner	230	1200	SFc 15.5-6	MSI 1200			
SGM Elettronica	Giotto barndoors	DJ/Club	230	1200	G 22	MSD 1200			
SGM Elettronica	Giotto digital 1500	Event		1200&1500	PGJX50	MSR Gold 1200 & 1500 FastFit			NEW
SGM Elettronica	Giotto dome	DJ/Club	230	1200	G 22	MSD 1200			
SGM Elettronica	Giotto profile 400	Moving head	230	400	GZZ 9.5	MSR 400 HR			
SGM Elettronica	Giotto Profile 1500	Event		1200&1500	PGJX50	MSR Gold 1200 & 1500 FastFit			NEW
SGM Elettronica	Giotto spot 250	Moving head	230	250	GY 9.5	MSD 250 / 2			
SGM Elettronica	Giotto spot 400	Moving head	230	400	GZZ 9.5	MSR 400 HR			
SGM Elettronica	Giotto spot 1200	Moving head	230	1200	GY 22	MSR 1200 SA			
SGM Elettronica	Giotto Spot 1500	Event		1200&1500	PGJX50	MSR Gold 1200 & 1500 FastFit			NEW
SGM Elettronica	Giotto wash 250	DJ/Club	230	250	GY 9.5	MSD 250 / 2			
SGM Elettronica	Giotto wash 400	Moving head	230	400	GZZ 9.5	MSR 400 HR			
SGM Elettronica	Giotto wash 1200	Moving head	230	1200	G 22	MSR 1200			
SGM Elettronica	Giotto Wash 1500	Event		1200&1500	PGJX50	MSR Gold 1200 & 1500 FastFit			NEW
SGM Elettronica	Miniquadro	DJ/Club	36	400	G 6,35	7787XHP			7787 LL 300h
SGM Elettronica	Newton 1200	Theater	230	1200	SFc 15.5-6	MSI 1200			
SGM Elettronica	Newton 1200EB	Theater	230	1200	SFc 15.5-6	MSI 1200			
SGM Elettronica	Other ray	DJ/Club	75	250	GY 9.5	SN 250/505			
SGM Elettronica	Rayball	DJ/Club	230	575	SFc 10-4	MSI 575			
SGM Elettronica	Spinner	Color changer	230	575	SFc 10-4	MSI 575			
SGM Elettronica	Victory 250	Scanner	24	250	G 6,35	7748XHP			6958 300h

For lamp ordering codes please check out our e-catalogue on [www.philips.com/lighting/entertainment](http://www.philips.com/lighting/entertainment)

Company	Model Name	Applications	Voltage (V)	Wattage (W)	Cap/base	PHILIPS type	ANSI	LIF	Remarks
SGM Elettronica	Victory II 250	Scanner	24	250	G 6,35	7748XHP			6958 300h
SGM Elettronica	Vision 2	DJ/Club	230	575	SFc 10-4	MSI 575			
Showtec	Aquatic	DJ/Club	15	150	GZ 6.35	6423 FO			
Showtec	Barell	Centrepiece	36	400	G 6.35	7787XHPXHP			7787 LL 300h
Showtec	Blizzard	DJ/Club	24	2 x 150	G 6.35	7158XHP			
Showtec	Cyclone	Scanner	24	250	GX 5.3	13163/5H & 13163/10H			
Showtec	Dataflower	DJ/Club	24	250	GX 5.3	13163/5H & 13163/10H			
Showtec	Derby	DJ/Club	120/230/240	300	GX-6,35	VL 300	-	-	
Showtec	Double wheel	DJ/Club	24	2 x 150	G 6.35	7158XHP			
Showtec	Duomoon	DJ/Club	12	2 x 50	G 6.35	7027			
Showtec	Elfin	DJ/Club	120/230/240	300	GX-6,35	VL 300	-	-	
Showtec	ET Series	Projector	230	500	R 7s	500T3 Q/CL/P	-	-	
Showtec	Fireball	DJ/Club	24	150	G 6.35	7158XHP			
Showtec	Helius	Centrepiece	230	1200	SFc 15.5-6	MSI 1200			
Showtec	Galactica	Centrepiece	36	400	G 6.35	7787XHP			7787 LL 300h
Showtec	Gobo Beam	DJ/Club	24	250	GX 5.3	13163/5H & 13163/10H			
Showtec	line beamer	DJ/Club	230	150	R 7s	150T3 Q/CL/P	-	-	
Showtec	Merlin	Color changer	24	250	GX 5.3	13163/5H & 13163/10H			
Showtec	Patriot 2500	Outdoor-effect	230	2500	SFa 21-12	MSI 2500			
Showtec	Patriot 4000	Outdoor-effect	380	4000	SFa 21-12	MSI 4000			
Showtec	Prismamoon	Flower effect	12	100	GY 6,35	7023			
Showtec	Radiator	DJ/Club	24	2 x 150	G 6.35	7158XHP			
Showtec	Rainbow	floodlight	230	3x500	R 7s	500T3 Q/CL/P	-	-	
Showtec	Shark	DJ/Club	120/230/240	300	GX-6,35	VL 300	-	-	
Showtec	Shark	DJ/Club	120	2 x 300	GX 6.35	VL 300			
Showtec	Sky Trooper	Outdoor-effect	230	2500	SFa 21-12	MSI 2500			
Showtec	Snowflake	DJ/Club	120	2 x 250	GY 5.3	13095			
Showtec	Triball	DJ/Club	24	3 x 150	G 6.35	7158XHP			
Showtec	Tricorno	DJ/Club	120/230/240	300	GX-6,35	VL 300	-	-	
Showtec	Twister	Scanner	24	250	GX 5.3	13163/5H & 13163/10H			
Showtec	Wildmoon	Scanner	12	100	GY 6.35	7023			
Showtec	Whirlwind	Scanner	230	200	GY 9.5	MSD 200			

For lamp ordering codes please check out our e-catalogue on [www.philips.com/lighting/entertainment](http://www.philips.com/lighting/entertainment)



Event Lighting:  
“Simplicity is a lamp that’s faster fitting  
for more free time.”

**PHILIPS**

Company	Model Name	Applications	Voltage (V)	Wattage (W)	Cap/base	PHILIPS type	ANSI	LIF	Remarks
Siluj	Triton blue V-1201	Event		1200	PGJX50	MSR Gold 1200 FastFit			NEW
Siluj	Triton blue V-1202	Event		1200	PGJX50	MSR Gold 1200 FastFit			NEW
Space Cannon	BAT 150	Dynamic architectural	230	150	G12	CDM-SA/T 150W/942			
Space Cannon	CAT 150	Dynamic architectural	230	150	G12	CDM-SA/T 150W/942			
Space Cannon	Focus 575	Dynamic architectural	230	575	GX9.5	MSR 575			
Space Cannon	Focus 700	Dynamic architectural	230	700	GX9.5	MSR 700			
Space Cannon	Focus 1200	Dynamic architectural	230	1200	GY22	MSR 1200			
Spotlight	Area 250 ST	Studio		250	GZY9.5	Ceramic ST 250 HR			
Spotlight	Figura 250 ST	Studio		250	GZY9.5	Ceramic ST 250 HR			
Spotlight	Vario 250 ST	Studio		250	GZY9.5	Ceramic ST 250 HR			
Spotlight	Vedette 12HCC	Theater	230	1200	PGJX50	Hi-Brite 1200 FastFit	1200/230 FastFit		NEW
Spotlight, Korner	Mini	Outdoor-effect	230	150	G12	CDM-T 150W			
Spotlight, Korner	Vedette 12MMT		230	1200	G 38	MSR 1200 HR			
Spotlight, Korner	Vedette 25MMT		230	2500	G 38	MSR 2500 HR			
Spotlight, Korner	Verfolger MSR 575 ZOOM	Studio	230	575	G 22	MSR 575 HR			
Spotlight, Korner	Verfolger MSR 1200 ZOOM/ Figura 12ZS	Studio	230	1200	G 38	MSR 1200 HR			
Spotlight, Korner	Verfolger MSR 2500 ZOOM/ Figura 25ZS	Studio	230	2500	G 38	MSR 2500 HR			
Starlighting	DRG 575 H		230	575	SFc 10-4	MSI 575			
Starlighting	DRG 1200 H		230	575	SFc 10-4	MSI 575			
Starlighting	DRG 2500 H		230	2500	SFa 21-12	MSI 2500			
Starlighting	DRG 575 M		230	575	GX 9.5	MSR 575 / 2			
Starlighting	DRG 1200 M		230	1200	G 22	MSR 1200			
Steinigke	Futurelight Exterlight	Architectural	230	250	GY 9.5	MSD 250 (/2) & MSD 200			
Steinigke	Futurelight MH 420	DJ/Club	230	150	G 12	CDM-SA/T 150W / 942			
Steinigke	Futurelight MH 640	DJ/Club	230	250	GY 9.5	MSD 250			
Steinigke	Futurelight MH 660	DJ/Club	230	250	GY 9.5	MSD 250			
Steinigke	Futurelight MH 680	DJ/Club	230	250	GY 9.5	MSD 250 (/2) & MSD 200			
Strand	Cantata	Studio	120	500	G9.5	./.	EHD		

For lamp ordering codes please check out our e-catalogue on [www.philips.com/lighting/entertainment](http://www.philips.com/lighting/entertainment)

Company	Model Name	Applications	Voltage (V)	Wattage (W)	Cap/base	PHILIPS type	ANSI	LIF	Remarks
Strand		Studio	120	750	G9.5	./.	EHG		
Strand		Studio	120	1000	G9.5	6983P	FEL		
Strand	Lekolite	Studio	115	575	G9.5	FLK/HX600	FLK/HX600		
		Studio	120	500	G9.5	./.	EHD		
		Studio	120	750	G9.5	./.	EHG		
		Studio	120	1000	G9.5	6983P	FEL		
Strand	SL Series	Theater	115/230/240	575, 600	G9.5	6986P 6989P 6991P 6992P	GLA. GLC		
Strand Century	2111 - 2114	Studio	120	500	G9.5	./.	EHD		
		Studio	120	750	G9.5	./.	EHG		
		Studio	120	1000	G9.5	6983P	FEL		
Strand Century	2123 - 2124	Studio	120	500	G9.5	./.	EHD		
		Studio	120	750	G9.5	./.	EHG		
		Studio	120	1000	G9.5	6983P	FEL		
Strand Century	2204	Studio	120	500	G9.5	./.	EHD		
		Studio	120	750	G9.5	./.	EHG		
		Studio	120	1000	G9.5	6983P	FEL		
Strand Century	2209	Studio	120	500	G9.5	./.	EHD		
		Studio	120	750	G9.5	./.	EHG		
		Studio	120	1000	G9.5	6983P	FEL		
Strand Century	2212 - 2213	Studio	120	500	G9.5	./.	EHD		
		Studio	120	750	G9.5	./.	EHG		
Strand Century	2216 - 2217	Studio	120	500	G9.5	./.	EHD		
		Studio	120	750	G9.5	./.	EHG		
		Studio	120	1000	G9.5	6983P	FEL		
Strand Lighting	ALTAIR 1 Kw CID / HMI	Studio	230	1200	SFc 15,5-6	MSI 1200			
Strand Lighting	ALTAIR 2,5 Kw CID / HMI	Studio	230	2500	SFa 21-12	MSI 2500			
Strand Lighting	ANTARES 1,25 Kw Softlight	Studio	230/240	1250	R 7s	6358 R	-	P2/12	
Strand Lighting	ANTARES 2,5 Kw Softlight	Studio	230/240	1250	R 7s	6358 R	-	P2/12	
Strand Lighting	ANTARES 2,5 Kw Softlight	Studio	230/240	625	R7s	7775R/16	-	P2/10	
Strand Lighting	ANTARES 5 Kw Softlight	Studio	230/240	625	R7s	7775R/16	-	P2/10	
Strand Lighting	ANTARES 5 Kw Softlight	Studio	230/240	1250	R 7s	6358 R	-	P2/12	

For lamp ordering codes please check out our e-catalogue on [www.philips.com/lighting/entertainment](http://www.philips.com/lighting/entertainment)

Company	Model Name	Applications	Voltage (V)	Wattage (W)	Cap/base	PHILIPS type	ANSI	LIF	Remarks
Strand Lighting	Arturo HMI 1200	Studio	230	1200	SFc 15,5-6	MSI 1200			
Strand Lighting	Arturo HMI 2500	Studio	230	2500	SFa 21-12	MSI 2500			
Strand Lighting	Arturo MR II	Studio	230/240	1250	R 7s	6358 R	-	P2/12	
Strand Lighting	Arturo MR II	Studio	230/240	1250	R 7s	6358 R	-	P2/12	
Strand Lighting	Arturo MR II	Studio	230/240	1250	R 7s	6358 R	-	P2/12	
Strand Lighting	Arturo MR II	Studio	230/240	1000	R7s	13989R	EKM	P2/7	
Strand Lighting	Arturo MR II	Studio	230/240	1000	R7s	13989R	EKM	P2/7	
Strand Lighting	Arturo MR II	Studio	230/240	1000	R7s	13989R	EKM	P2/7	
Strand Lighting	Bambino 5	Studio	230/240	5000	G38	6963Z	-	CP/85 (CP/29)	
Strand Lighting	Bambino 1 Kw	Studio	120/230/240	1000	G 22	6995 Z	EGT, FKJ	CP/71 (CP/40)	
Strand Lighting	Bambino 2 Kw	Studio	120/230/240	2000	G38	6994Z	CYX, FKK, FKP	CP/41 (CP/73)	
Strand Lighting	BROAD 1250W Floodlight	Studio	230/240	1250	R 7s	6358 R	-	P2/12	
Strand Lighting	BROAD 1250W Floodlight	Studio	230/240	625	R7s	7775R/16	-	P2/10	
Strand Lighting	Cadenza 8, 12 / 22, 19 / 32, D /, 808, D / 818, D / 828, SOLO 2 K	Studio	230/240	2000	GY 16	6994 P	FTM	CP/72 (CP/43)	
Strand Lighting	Cantata F, PC, 11 / 26, Verfolger	Studio	230/240	1000	GX 9,5	6995 P	FVA	CP/70 (CP/24)	
Strand Lighting	CASTOR 2 Kw	Studio	120/230/240	2000	G38	6994Z	CYX, FKK, FKP	CP/41 (CP/73)	
Strand Lighting	F und PC, 9 / 15, EP	Studio	230/240	2000	GY 16	6994 P	FTM	CP/72 (CP/43)	
Strand Lighting	Giano	Studio	230/240	1000	R7s	13989R	EKM	P2/7	
Strand Lighting	Giano	Studio	230/240	1250	R 7s	6358 R	-	P2/12	
Strand Lighting	Harmony 12; Harmony 15 / 28;, Harmony 22; Harmony 22 / 40;, Harmony F; Harmony PC	Studio	230	1000	GX 9,5	6996 P	FWP, FWR	T/19 (T/11)	
Strand Lighting	Harmony 12; Harmony 15 / 28;, Harmony 22; Harmony 22 / 40;, Harmony F; Harmony PC	Studio	230/240	1000	GX 9,5	6995 P	FVA	CP/70 (CP/24)	
Strand Lighting	IRIS CYCLORAMA	Studio	230/240	1250	R 7s	6358 R	-	P2/12	
Strand Lighting	IRIS CYCLORAMA	Studio	230/240	625	R7s	7775R/16	-	P2/10	
Strand Lighting	IRIS 4, 3, 2 Horizontfluter	Studio	230/240	1000	R7s	13989R	EKM	P2/7	
Strand Lighting	IRIS 4, 3, 2 Horizontfluter	Studio	230/240	1250	R 7s	6358 R	-	P2/12	
Strand Lighting	IRIS 4, 3, 2 Horizontfluter	Studio	230/240	625	R7s	7775R/16	-	P2/10	
Strand Lighting	Janebeam 800, 3/4 (Readhead)	Studio	230/240	800	R7S	13162R	DXX	P2/13	
Strand Lighting	Lady CYC MK II	Studio	120/230/240	1000	R7S	7786R	FCM	P2/20	
Strand Lighting	Lady Fill MK II	Studio	120/230/240	1000	R7S	7786R	FCM	P2/20	

For lamp ordering codes please check out our e-catalogue on [www.philips.com/lighting/entertainment](http://www.philips.com/lighting/entertainment)

Company	Model Name	Applications	Voltage (V)	Wattage (W)	Cap/base	PHILIPS type	ANSI	LIF	Remarks
Strand Lighting	Mini Iris	Studio	230/240	1000	R7s	13989R	EKM	P2/7	
Strand Lighting	Mini Iris	Studio	230/240	1250	R 7s	6358 R	-	P2/12	
Strand Lighting	Mini Iris	Studio	230/240	625	R7s	7775R/16	-	P2/10	
Strand Lighting	Mini Iris Top Light	Studio	230/240	1250	R 7s	6358 R	-	P2/12	
Strand Lighting	Minim 23, F, PC	Studio	230/240	500	GY 9.5	6820 P	GCV/GVH, GCW/GCJ	T/25 (T/18)	Long life
Strand Lighting	Mizar MR II	Studio	230/240	500	GY 9.5	6820 P	GCV/GVH, GCW/GCJ	T/25 (T/18)	Long life
Strand Lighting	Mizar MR II	Studio	230/240	300	GY9,5	6872P	FSL, FSK	CP/81	
Strand Lighting	Mizar MR II	Studio	230/240	500	GY9,5	6873P	FRH, FRJ	CP/82	
Strand Lighting	Modell H 1000, H 1000 A, Nocturne 1000	Studio	230/240	1000	R7s	13989R	EKM	P2/7	
Strand Lighting	Modell 243, 753, 793	Studio	120/230/240	2000	G38	6994Z	CYX, FKK, FKP	CP/41 (CP/73)	
Strand Lighting	Modell 243, 753, 793	Studio	120/230/240	2000	G38	6994Z	CYX, FKK, FKP	CP/41 (CP/73)	
Strand Lighting	Modell 743, 763, 763 F, 763 W, 764, , 764 W, 773, 774, 750; T-Spot / 44, T/, 54 T / 64	Studio	230/240	1000	GX 9,5	6995 P	FVA	CP/70 (CP/24)	
Strand Lighting	Modell 743, 763, 763 F, 763 W, 764, , 764 W, 773, 774, 750; T-Spot / 44, T/, 54 T / 64	Studio	230	1000	GX 9,5	6996 P	FWR, FWR	T/19 (T/11)	
Strand Lighting	Modell 793 / 253 H	Studio	120/230/240	2000	G38	6994Z	CYX, FKK, FKP	CP/41 (CP/73)	
Strand Lighting	ORION Bodenfluter	Studio	230/240	1000	R7s	13989R	EKM	P2/7	
Strand Lighting	ORION Bodenfluter	Studio	230/240	1250	R 7s	6358 R	-	P2/12	
Strand Lighting	ORION Bodenfluter	Studio	230/240	625	R7s	7775R/16	-	P2/10	
Strand Lighting	PALLAS Groundrow	Studio	230/240	625	R7s	7775R/16	-	P2/10	
Strand Lighting	Pani HMV 1200/20; 1200/35	Studio	230	1200	SFc 15,5-6	MSI 1200			
Strand Lighting	PAR Blazer	Studio	230	1000	GX 16d	CP 60			
Strand Lighting	PAR Blazer	Studio	230	1000	GX 16d	CP 61			
Strand Lighting	PAR Blazer	Studio	230	1000	GX 16d	CP 62			
Strand Lighting	PAR 200W daylight	Spot	230	200	GZY 9.5	MSR 200 HR			
Strand Lighting	Perseo 575 HMI	Studio	230	575	SFc 10-4	MSI 575			
Strand Lighting	Perseo 1200 HMI	Studio	230	1200	SFc 15,5-6	MSI 1200			
Strand Lighting	Pinza 500	Studio	230	500	E 27	PF 208			
Strand Lighting	POLARIS IKw	Studio	120/230/240	1000	G 22	6995 Z	EGT, FKJ	CP/71 (CP/40)	
Strand Lighting	Prelude 16 / 30, 28 / 40, 30, 40, F, PC	Studio	230/240	500	GY 9.5	6820 P	GCV/GVH, GCW/GCJ	T/25 (T/18)	Long life
Strand Lighting	Prelude 16 / 30; 28 / 40; F; PC	Studio	230/240	500	GY 9.5	6820 P	GCV/GVH, GCW/GCJ	T/25 (T/18)	Long life

For lamp ordering codes please check out our e-catalogue on [www.philips.com/lighting/entertainment](http://www.philips.com/lighting/entertainment)

Company	Model Name	Applications	Voltage (V)	Wattage (W)	Cap/base	PHILIPS type	ANSI	LIF	Remarks
Strand Lighting	Prelude 16 / 30; 28 / 40; F; PC	Studio	230/240	650	GY 9.5	6823P	GCK/GCT, GCL/GCS	T/27 (T/26)	Long life
Strand Lighting	Quartet 22 / 40; 25; F; PC	Studio	230/240	500	GY 9.5	6820 P	GCV/GVH, GCW/GCJ	T/25 (T/18)	Long life
Strand Lighting	Quartet 22 / 40; 25; F; PC	Studio	230/240	650	GY 9.5	6823P	GCK/GCT, GCL/GCS	T/27 (T/26)	Long life
Strand Lighting	Quartet 22 / 40; 25; F; PC	Studio	230/240	500	GY9,5	6877P	-	M/40	Long life
Strand Lighting	Shaula	Spot	230	575	SFc 10-4	MSI 575			
Strand Lighting	Sirio Bambino 1200 W	Spot	230	1200	G 38	MSR 1200 HR			
Strand Lighting	Sirio Bambino 2500 W	Spot	230	2500	G 38	MSR 2500 HR			
Strand Lighting	Sirio 575 HMI	Spot	230	575	SFc 10-4	MSI 575			
Strand Lighting	Sirio 1200 HMI	Spot	230	1200	SFc 15,5-6	MSI 1200			
Strand Lighting	Sirio 2500 HMI	Spot	230	2500	SFa 21-12	MSI 2500			
Strand Lighting	Sirio 4000 HMI	Spot	380	4000	SFa 21-12	MSI 4000			
Strand Lighting	Sirio 6Kw HMI	Spot	230	6000	S 25,5 x 60	MSI 6000			
Strand Lighting	Sirio 12Kw	Spot	380	12000	S 30 x 70	MSI 12000			
Strand Lighting	SI 5/10/19/26/36/52	Studio	115/230/240	575, 600	G 9.5	6989P, 6986P	GLC, GKV	-	
Strand Lighting	SI 15/38 und sl 23/50	Studio	115/230/240	575, 600	G 9.5	6989P, 6986P	GLC, GKV	-	
Strand Lighting	SI 15/38 und sl 23/50	Studio	115/230/240	575, 600	G9,5	6992P, 6991P	GLA, GLB	-	
Strand Lighting	sl 15/38 und sl 23/50	Studio	115/230/240	575, 600	G9,5	6992P, 6991P	GLA, GLB	-	
Strand Lighting	Solo 2K	Studio	230/240	2000	GY 16	6994 P	FTM	CP/72 (CP/43)	
Strand Lighting	Super Quasar	Spot	230	2500	G 38	MSR 2500 HR			
Strand Lighting	18 / 32, 26 / 44	Studio	230	1200	GX9,5	6895P	-	CP/90	
Strand Lighting	18 / 32, 26 / 44	Studio	230/240	1000	GX9,5	6897P	FWS, FWT	T/29	Long life
Strand Lighting	18 / 32, 26 / 44	Studio	230	1000	GX 9,5	6996 P	FWP, FWR	T/19 (T/11)	
Strong	Big Sean		230	1200	G 38	MSR 1200 HR			
Strong	Color Prof 250	Colorchanger	24	250	GX 5.3	13163/5H & 13163/10H			
Strong	Moving Color 575	Moving head	230	575	GX 9.5	MSR 575/2			
Strong	Moving Spot 575	Moving head	230	575	GX 9.5	MSR 575/2			
Strong	Scan Prof 250	Scanner	24	250	GX 5.3	13163/5H & 13163/10H			
Studio Due	City Beam	Architectural	230	1200	G 22	MSD 1200			
Studio Due	City Color 1800	Architectural	230	1800	SFc 20-6	MHN-SA 1800W			
Studio Due	City Color 2500	Architectural	230	2500	SFc 20-6	MHN 2500 SA			
Studio Due	CS 1 / CS 2 / CS 4	Event				CDM-SA/T 150W 942 & MSR 575/2 & MSD 575 & MSR 400HR			

For lamp ordering codes please check out our e-catalogue on [www.philips.com/lighting/entertainment](http://www.philips.com/lighting/entertainment)

Company	Model Name	Applications	Voltage (V)	Wattage (W)	Cap/base	PHILIPS type	ANSI	LIF	Remarks
Studio Due	Hercules 600M	Dynamic architectural	230	575	GX9,5	MSA600 & MSR 575			
Studio Due	Hercules 800e	Dynamic architectural	230	575	GX9,5	MSA600			
Studio Due	Live Pro 1200 W	Moving head	230	1200	GY 22	MSR 1200 SA			
Studio Due	Mini City 150	Architectural	230	150	G 12	CDM-T 150 W / 942			HTI 150W
Studio Due	Mini City 250	Architectural	230	250	GY 9,5	MSD 250 / 2			
Studio Due	Shark 150	Moving head	230	150	GY 9,5	HTI 150 / 152			
Studio Due	Shark 250	Moving head	230	250	GY 9,5	MSD 250/ 2			
Studio Due	Stratos Hi-Res 700	Moving head	230	700	G22	MSR 700/2			
Studio Due	Stratos 575	Moving head	230	575	G22	MSR 575 HR			
Studio Due	Stratos 700 Hi-Res.	Moving head	230	700	G 22	MSR 700/2			
Studio Due	XS 600	Moving head	230	575	SFc 10-4	MSI 575			
Studio Due	XS 1200	Moving head	230	1200	SFc 10-4	MSI 1200			
Swiss Light	Devil moon 2	DJ/Club	120/230/240	300	GX-6,35	VL 300	-	-	
Swiss Light	Gemini 2	DJ/Club	230/240	150	GX6,35	VL 150	-	-	
Swiss Light	Mastercolor PAR	Theater	230	70	E 27	CDM-R 70 / 40°			
Swiss Light	Mastercolor Spot	Theater	230	70	E 27	CDM-R 70 / 10°			
Swiss Light	Sunrise	DJ/Club	120/230/240	300	GX-6,35	VL 300	-	-	
Tas	Digiscan moving mirror	DJ/Club	230	575	SFc 10-4	MSI 575			
Tas	Colorbeam	DJ/Club	230	200	GY 9,5	MSD 200			
Tas	Compact scan moving mirror	DJ/Club	230	250	GY 9,5	MSD 200			
Tas	Htscan moving mirror	DJ/Club	230	1200	SFc 15,5-6	MSI 1200			
TecLumen	Arena 250/575/1200	Event	230	250/575/1200	GY9,5/GX9,5	MSD 250 & MSR 575 & MSR 1200			
TecLumen	KTM 5.4	Event	230	575	(S)Fc	MSI 575			
TecLumen	Pumto Color 150	Event	230	150	G12	CDM-SA/T 150W/942			
TecLumen	Pumto Color 250	Event	230	250	GY9,5	MSD 250/2			
Terbly	Flash 2501/02	Event	230	250	GY9,5	MSD 250/2			
Terbly	Mini 2503	Event	230	250	GY9,5	MSD 250/2			
Terbly	TB 2000 Scanner	Event	230	200	GY9,5	MSD 200/2			
Terbly	TB 3000 Scanner	Event	230	250	GY9,5	MSD 250/2			
Terbly	TB 5000/6000	Event	230	250	GY9,5	MSD 250/2			

For lamp ordering codes please check out our e-catalogue on [www.philips.com/lighting/entertainment](http://www.philips.com/lighting/entertainment)

Company	Model Name	Applications	Voltage (V)	Wattage (W)	Cap/base	PHILIPS type	ANSI	LIF	Remarks
Times Square	Q6E6x	Studio	120	500	G9.5	./.	EHD		Various lens train lengths (6x9, 6x12 etc)
		Studio	120	750	G9.5	./.	EHG		
		Studio	120	1000	G9.5	6983P	FEL		
Times Square	Q6V	Studio	120	500	G9.5	./.	EHD		
		Studio	120	750	G9.5	./.	EHG		
		Studio	120	1000	G9.5	6983P	FEL		
Times Square	Q6x	Studio	120	500	G9.5	./.	EHD		Various lens train lengths (6x9, 6x12 etc)
		Studio	120	750	G9.5	./.	EHG		
		Studio	120	1000	G9.5	6983P	FEL		
Times Square	Q6Z	Studio	120	500	G9.5	./.	EHD		
		Studio	120	750	G9.5	./.	EHG		
		Studio	120	1000	G9.5	6983P	FEL		
Times Square	Q8EPC	Studio	120	500	G9.5	./.	EHD		
		Studio	120	750	G9.5	./.	EHG		
		Studio	120	1000	G9.5	6983P	FEL		
TMB Associates	PowerPAR 575	Event	230	575		MSR 575/2 & MSD 575			
TOP Light	TMB 6041	Event	230	150		CDM-SAVT 150W/942			
Triton-Blue	Changer	Disco/stage		250		MSD 250/2			
Triton-Blue	Flash 1500 DMX	Disco/stage		1500		XOP 1500			
Triton-Blue	MF3 Color Changer	Disco/stage		250		MSD 250/2			
Triton-Blue	MF5 Flower	Disco/stage		250		MSD 250/2			
Triton-Blue	MF7 Flower	Disco/stage		250		MSD 250/2			
Triton-Blue	Mini Wahs 250	Disco/stage		250		MSD 250/2			
Triton-Blue	ScannerViva 250 SP	Disco/stage		250		MSD 250/2			
Triton-Blue	ScannerViva 250 CC 250 color	Disco/stage		250		MSD 250/2			
Triton-Blue	ScannerViva 575	Disco/stage		575		MSR 575/2			
Triton-Blue	SPINN Flower	Disco/stage		250		ELC 250/24 5H			
Triton-Blue	Spot 250 Sy250	Disco/stage		250		MSD 250/2			
Triton-Blue	Spot 575 I	Disco/stage		575		MSR 575/2			
Triton-Blue	Spot Mini 250	Disco/stage		250		MSD 250/2			

For lamp ordering codes please check out our e-catalogue on [www.philips.com/lighting/entertainment](http://www.philips.com/lighting/entertainment)

Company	Model Name	Applications	Voltage (V)	Wattage (W)	Cap/base	PHILIPS type	ANSI	LIF	Remarks
Triton-Blue	Spot Mini 250R	Disco/stage		250		MSD 250/2			
Triton-Blue	VI201 Spot	Disco/stage		1200		MSR 1200 SA			
Triton-Blue	VI202 Wahs	Disco/stage		1200		MSR 1200 SA			
Triton-Blue	Wahs 5752	Disco/stage		575		MSR 575/2			
Ultralite	Arena 1200	Followspot	230	1200	G 22	MSR 1200			
Ultralite	Arena 1200	Followspot	230	1200	G 22	MSR 1200			
Ultralite	Blackjack 200 RG	Projector	230	250	GY 9.5	MSD 250			
Ultralite	Blackjack 1200	Projector	230	1200	SFc 15.5-6	MSI 1200			
Ultralite	Explorer 575	Followspot	230	575	SFc 10-4	MSI 575			
Ultralite	Explorer 1200	Followspot	230	1200	G 22	MSR 1200			
Ultralite	Magic mirror		230	250	GY 9.5	MSD 250			
Ultralite	Megascan	Scanner	230	200	GY 9.5	MSD 200			
Ultralite	PR-master 3	Projector	230	250	GY 9.5	MSD 250			
Ultralite	Pro Head 250	Moving head	230	250	GY 9.5	MSD 250			
Ultralite	Pro Head 575	Moving head	230	575	GX 9.5	MSR 575/2			
Ultralite	Pro Wash 250	Moving head	230	250	GY 9.5	MSD 250			
Ultralite	Pro Wash 575	Moving head	230	575	GX 9.5	MSR 575/2			HTI 150W
Ultralite	Voyager 1200	Followspot	230	1200	G 38	MSR 1200 HR			
Univers Fog	Space Gun Robo	Projector	230	250	GY 9.5	MSD 250			
VARI-LITE	Varyscan 3 special Plus	Scanner	230	250	GY 9.5	MSD 250			
VARI-LITE	VI 5	Moving head	230	1000	GX-9.5	71-2526	-	-	
VARI-LITE	VI 5 arc	Moving head	230	400	GY 9.5	MSR 400 SA			
VARI-LITE	VI 6	Moving head	230	400	GY 9.5	MSR 400 SA			
VARI-LITE	VI 6 b	Moving head	230	400	GY 9.5	MSR 400 SA			
VARI-LITE	VI 6 c	Moving head	230	700	GY 9.5	MSR 700 SA			
VARI-LITE	VI 7	Moving head	230	700	GY 9.5	MSR 700 SA			
VARI-LITE	VI 7 b	Moving head	230	700	GY 9.5	MSR 700 SA			
VARILITE	VL500	Event	120/230	1000-1200	GX9.5	71-2526, 71-2529		CP/110	
VARILITE	VL500 80	Event	80	1200	G22	Hi-Brite 1200 6980Z			
VARI-LITE	VI 1000	Moving head	115/230/240	1000	G 22	7002 Y	-	-	
VARI-LITE	VI 1000 A	Moving head	230	575	G 22	MSR 575 HR			
VARI-LITE	VI 2202	Moving head	230	700	GY 9.5	MSR 700 SA			


For lamp ordering codes please check out our e-catalogue on [www.philips.com/lighting/entertainment](http://www.philips.com/lighting/entertainment)

Company	Model Name	Applications	Voltage (V)	Wattage (W)	Cap/base	PHILIPS type	ANSI	LIF	Remarks
VARI-LITE	VI 2202 Spot	Moving head	230	700	G 22	MSR 700 SA			
VARI-LITE	VI 2416	Moving head	230	1200	GY 22	MSR 1200 SA			
VARI-LITE	VI 3000 wash	Moving head	230	1200	SFc 15.5-6	MSR 1200 SA/DE			
VARI-LITE	VI 2402	Moving head	230	700	GY 9.5	MSR 700 SA			
X & Y Systems	Xy 200I	Event	230	1200	SFc 10-4	MSR1200 SA/DE			
X & Y Systems	ZAP Color	Event	230	1200	SFc 10-4	MSR1200 SA/DE			
Zitrone Musik GmbH	Alligator B	Effect lighting	120/230/240	1000	R7S	7786R	FCM	P2/20	
Zitrone Musik GmbH	Colour Plus	Effect spot	36	400	G 6,35	7787XHP			
Zitrone Musik GmbH	Crystal SN 250	Effect spot	230	250	GY 9,5	SN 250			
Zitrone Musik GmbH	Fluter 300/500	Floodlight	230/240	800	R 7s	13477 R	EME	P2/11	
Zitrone Musik GmbH	Fluter 300/500	Floodlight	230	300	R 7s	300T 3 Q/CL/P	-	-	
Zitrone Musik GmbH	Fluter 300/500	Floodlight	230	500	R 7s	500T 3 Q / CL	-	-	
Zitrone Musik GmbH	Inse 250 SN Alu	Followspot	230	250	GY 9,5	SN 250			
Zitrone Musik GmbH	Inse 500 SN Alu	Followspot	230	440	GX 9,5	SN 500			
Zitrone Musik GmbH	Inse 1000 Alu	Followspot	230/240	1000	GX 9,5	6995 P	FVA	CP/70 (CP/24)	
Zitrone Musik GmbH	Inse 1000 Stahl	Followspot	230/240	1000	GX 9,5	6995 P	FVA	CP/70 (CP/24)	
Zitrone Musik GmbH	Inse 2000 Orion Alu	Followspot	230/240	2000	GY 16	6994 P	FTM	CP/72 (CP/43)	
Zitrone Musik GmbH	Leader MSR	Effect spot	230	400	GX 9,5	MSR 400			
Zitrone Musik GmbH	Neospot 300/500	Theater	230/240	300	GY9,5	6874P	-	M/38	Long life
Zitrone Musik GmbH	Neospot 300/500	Theater	230/240	500	GY9,5	6877P	-	M/40	Long life
Zitrone Musik GmbH	Neospot 300/500	Studio	230	500	GY 9,5	7389	-	A1/244	
Zitrone Musik GmbH	Neospot 650/1000	studio	230	1200	GX9,5	6895P	-	CP/90	
Zitrone Musik GmbH	Neospot 650/1000	studio	230	650	GX 9,5	6993 P	FVC	CP/67 (CP/23)	
Zitrone Musik GmbH	Neospot 650/1000	Studio	230/240	1000	GX 9,5	6995 P	FVA	CP/70 (CP/24)	
Zitrone Musik GmbH	Neospot 2000 Alu	studio	230/240	2000	GY 16	6994 P	FTM	CP/72 (CP/43)	
Zitrone Musik GmbH	Pluton 4	Effect lighting	230/240	800	R7S	13162R	DXX	P2/13	
Zitrone Musik GmbH	Pointer-5	Event	230	575	SFc 10-4	MSI 575 & MSI 575/2			
Zitrone Musik GmbH	RoboColor	Effect spot	120	250	GY 5,3	13095			
Zitrone Musik GmbH	RoboScan 1004	Computer-controlled projectors	24	250	GX 5,3	13163/5H & 13163/10H			
Zitrone Musik GmbH	RoboScan 1020 MSR 700	Computer-controlled projectors	230	700	G 22	MSR 700 /2			

For lamp ordering codes please check out our e-catalogue on [www.philips.com/lighting/entertainment](http://www.philips.com/lighting/entertainment)

Company	Model Name	Applications	Voltage (V)	Wattage (W)	Cap/base	PHILIPS type	ANSI	LIF	Remarks
Zitrone Musik GmbH	RoboScan 1020 MSR 1200	Computer-controlled projectors	230	1200	G 22	MSR 1200			
Zitrone Musik GmbH	RoboZap MSR 1200	Computer-controlled projectors	230	1200	G 22	MSR 1200			
Zitrone Musik GmbH	Viking MSI	Effect spot	230	575	SFc 10-4	MSI 575			
Zitrone Musik GmbH	Winner MSI	Effect spot	230	575	SFc 10-4	MSI 575			

For lamp ordering codes please check out our e-catalogue on [www.philips.com/lighting/entertainment](http://www.philips.com/lighting/entertainment)



Architainment Lighting:  
“What color do you prefer?”

**PHILIPS**



©2008 Koninklijke Philips Electronics N.V.  
All rights reserved.

Document order number: 3222 635 47161